

WIRING TRUNKINGS AND ACCESSORIES



Wiring trunkings and accessories

Produced in compliance with ČSN EN 50 085-1 (ČSN 37 0100) and further applicable standards, specifications, and approved documentation.

Used material: hard self-snuffing polyvinyl chloride (PVC) with temperature resistance from -5 °C to +60 °C.

The trunkings passed the resistance test to spread of flame in compliance with ČSN EN 50 085-1 §12.1. and ČSN 33 2312 čl. 2.10.

The trunkings can be installed on every flammability class materials and are resistant to aggressive and chemical environment (see pg. 134).

The trunkings not resistant to UV rays and they are not suitable for the outside environment.

Covering grade up to IP 40.

Only for low voltage use.

Trunkings and accessories for trunking distribution frame are usually supplied in a white colour RAL 9003. Selected trunkings are offered in light grey or in wood imitation.

Other color shades are available on agreement.

All trunkings (except for LV 11X10) have fixing holes at the bottom.

The trunkings are delivered in lengths of 2 and 3 meters with ±10% tolerance.

Insertion trunkings 61

The wiring trunkings with accessories can be installed into the areas with danger of flammable substance explosion according to ČSN EN 60 079-10, danger zone 2.

Angular trunkings 63

A letter D, mentioned in a title of the trunking, means double lock on lid for better lid fixing and higher stiffness of trunking.

The wiring trunkings with accessories can be installed into the areas with danger of flammable substance explosion according to ČSN EN 60 079-10, danger zone 2.

Halogen-free trunkings. 68

The trunkings are made from special self-snuffing material with temperature resistance -15 °C to +60 °C and don't contain halogens.

Trunkings made from this material are designed for housing and industrial distributions in hospitals, schools, station halls, service centers, etc. Suitable for environments with increased need of persons and facilities protection. The trunkings are resistant to spread of flame and can be installed on/into flammability class A to C3 materials.

Snap-on trunkings 70

Floor trunkings 71

The LP 80X25 and LPK 80X25 floor trunkings with accessories are designed for installation in the corner between the wall and the floor of the room.

The LPK 80X25 trunking has a slot allowing to insert a carpet. Use the LP 35 trunking for the same purpose.

Round trunkings 74

The LO (35; 50; 75) trunkings can be installed on the floor and weighted as usually in apartments and offices.

Elegant trunkings..... 76

LE trunkings (40; 60; 80; 100) with device carriers are designed for wall installation. Do not install the trunkings on the floor, it is not designed for stress e.g. crushing.

Wiring trunkings and elegant wiring trunkings..... 78

The EKD 80X40; EKD 100X40; EK 120X40 and EKE 60X60 type trunkings are designed for insertion of more cables or for cables with greater cross-sections.

Instrument boxes can be inserted directly into the EKE trunking body (100X60; 140X60; 180X60) and common types of instruments can be then installed.

The individual conductors can be electromagnetically screened out by inserting the shielding trunking and prevent thus spurious effects.

In the case of installation of the SK 40X33 shielding trunking (higher), instruments with greater mounting depth or instruments with over-voltage protection cannot be used.

The producer recommends check the depth of the instrument before installation.

The wiring trunkings with accessories can be installed into the areas with danger of flammable substance explosion according to ČSN EN 60 079-10, danger zone 2.

Parapet trunkings..... 82

Parapet trunkings are designed for bedding of power and message circuits, security lines and other distribution systems.

They are installed to the level of window parapets or above the work tables. The instrument boxes can be inserted directly into the body of one-compartment trunkings (PK 110X70 D, PK 140X70 D a PK 170X70 D) and common types of instruments can be then installed.

The PK 90X55 D one-compartment trunking and the bodies of two-compartment trunkings (PK 120X55 D a PK 160X65 D) are designed for installation of modular instruments 45 x 45 mm.

The body of the PK 210X70 D two-compartment trunking has one compartment designed for installation of instrument boxes, to which common types of instruments may be subsequently installed, and second compartment for installation of modular instruments 45 x 45 mm. The individual conductors can be electromagnetically screened out by inserting the shielding trunking and prevent thus spurious effects.

In the case of installation of the SK 40X33 shielding trunking (higher), instruments with greater mounting depth or instruments with over-voltage protection cannot be used.

The producer recommends check the depth of the instrument before installation.

The parapet trunkings are manufactured with double wall to provide higher rigidity of the trunking.

Partition walls 88

Shielding canals 89

Instrument carriers and accessories 90

Support rails 94

Distributing trunkings 95

Distributing trunkings are side-fenestrated conduits for installation of distributors.

Wiring trunkings and accessories

Trunking distribution accessories package:

Covers, instrument carriers, caps, spacers 10 pcs each
 Covers and instrument carriers in wood imitation (I1 and I2) may be delivered in singles

partition walls:	PEK 40 JC 2 / 40 m	PKS 70/60 2 / 20 / 160 m
	PEK 40 JA 3 / 60 m	PEP 60 2 m
	PEKE 60 2 / 20 / 160 m	PEP 60/K 2 m

spacers: the spacers are a part of the package for trunkings LH, EK, EKE
 LH, EK, EKD, EKE - 2 m 2 pcs. of spacers
 LH, EK - 3 m 3 pcs. of spacers



All trunkings and respective accessories are in compliance with EU directions.



All trunkings and respective accessories (except for shading trunkings and support trunkings) are in compliance with German electrical standard.

Meaning of the used configuration

configuration	color	length <i>trunkings</i>	package <i>trunkings</i>	quantity at each packing <i>accessories</i>	note
HA	white RAL 9003	3 m	PE foil	-	-
HB	white RAL 9003	2,6 m	PE foil	1 - 10 pcs	-
HD	white RAL 9003	2 m	pasteboard	-	-
I1	imitation - pink birch	2 m	pasteboard	1 - 10 pcs	-
I2	imitation - dark oak	2 m	pasteboard	1 - 10 pcs	-
JA	cream RAL 9010	3 m	PE foil	-	-
JC	cream RAL 9010	2 m	PE foil	-	-
KA	light grey RAL 7035	3 m	PE foil	-	-
KB	light grey RAL 7035	-	-	1 - 10 pcs	-
KD	light grey RAL 7035	2 m	pasteboard	-	-
LB	dark grey RAL 7012	-	-	1 - 10 pcs	-
LD	dark grey RAL 7012	2 m	pasteboard	-	-
CD	blue RLA 5015	2 m	pasteboard	-	-
P1	white RAL 9003	3 m	PE foil	-	trunking with self-adhesive tape
P2	white RAL 9003	2 m	pasteboard	-	trunking with self-adhesive tape
SD	light wood - light brown	2 m	pasteboard	-	-
TD	dark wood - dark brown	2 m	pasteboard	-	-

Icons - capture

MAT

material



temperature resistance, scope of application (°C)



flammability class of construction material



available as additional assortment



package (m / kg; pcs. / kg)



color



length (m)



outside dimensions - width, height (mm)



inside dimensions - width, height (mm)

inside area (mm²)

width (mm)



height (mm)



outside diameter (mm)



dimensions - width, height, depth (mm)



spacing (mm)



inlets

impact strength (J)
very low = 0,5 J; low = 1 J; medium = 2 J

allows to install double-socket

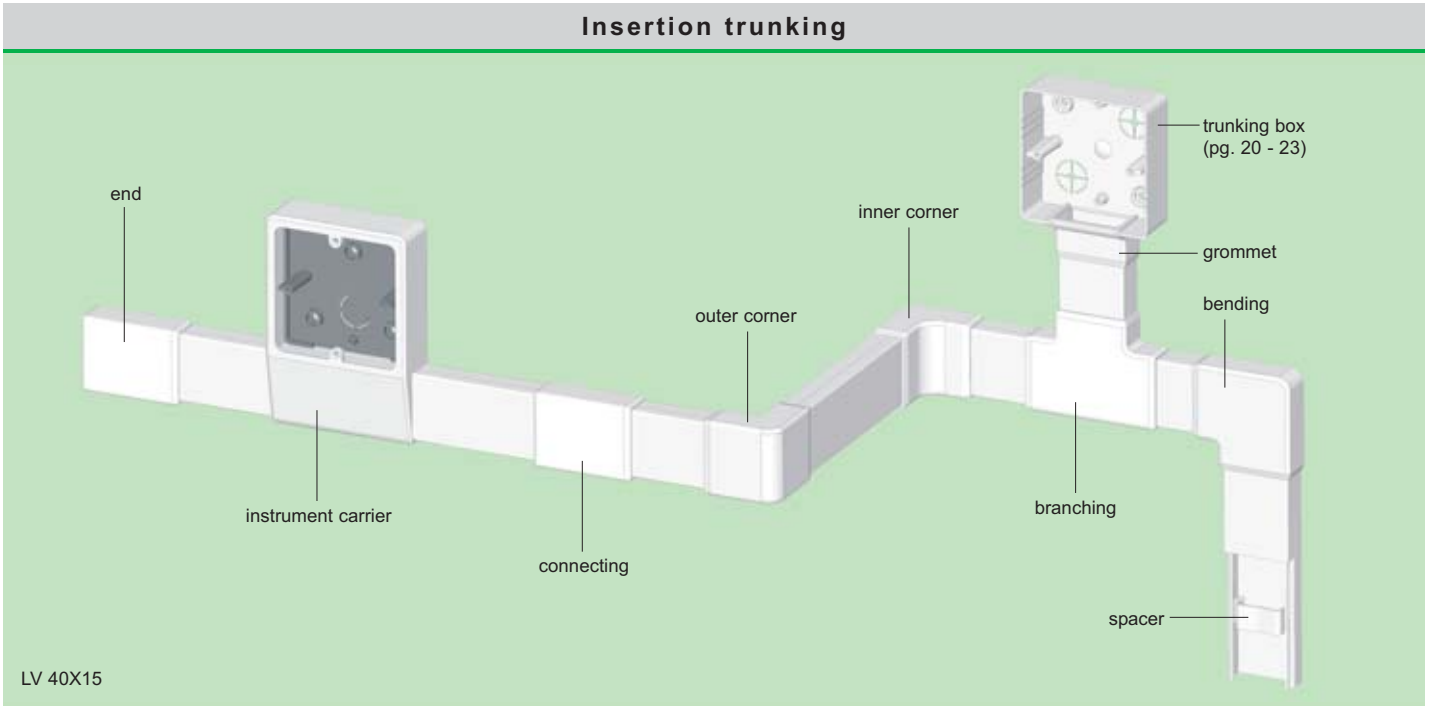


allows installing wall socket 380 V / 16 A (32 A)



products manufactured from leadless material

Insertion trunking



LV 40X15

LV 11X10



conf.	mm	m	mm ²		m	kg	J	MAT	°C	A-C3
HA	11 x 10	3	45	white	180	12,2	0,5	PVC self-snuffing	-5 - +60	A-C3
HD	11 x 10	2	45	white	150	10,3	0,5			
P1	11 x 10	3	45	white	150	10,0	0,5			

NEW

LV 18X13



conf.	mm	m	mm ²		m	kg	J	MAT	°C	Pb Free	A-C3
HA	17,7 x 13,7	3	145	white	264	32,5	0,5	PVC self-snuffing	-5 - +60	Pb Free	A-C3
HD	17,7 x 13,7	2	145	white	70	8,9	0,5				
P1	17,7 x 13,7	3	145	white	75	9,5	0,5				
P2	17,7 x 13,7	2	145	white	70	9,5	0,5				
SD	17,7 x 13,7	2	145	light wood	70	8,9	0,5				
TD	17,7 x 13,7	2	145	dark wood	70	8,9	0,5				




	conf.	pcs	kg
1 end	8731	HB 10; 2500	13,0
2 connecting	8732	HB 10; 3100	13,3
3 bending	8733	HB 10; 1300	8,7
4 branching	8734	HB 10; 640	6,0
5 inner corner	8735	HB 10; 900	6,8
6 outer corner	8736	HB 10; 1180	9,8
grommet (LK 80...)	8737	HB 10; 3300	8,9
grommet (LK 80X20...)	8738	HB 10; 2280	7,8
grommet (LK 80X28...)	8739	HB 10; 1800	7,7
8 raised grommet (LK 80X28...)	8739Z	HB 10; 1800	8,6

Through cover raising is designed for trunking box LK 80X28 in combination with thermal insulating pad PI. Accessories to trunking with configuration SD and TD are possible to supply on the base of agreement with sales manager.

Insertion trunking



LV 24X22



conf.	mm	m	mm ²		m	kg	J	MAT	°C	Pb Free	A-C3
HA	24 x 22	3	400	white	144	31	0,5	PVC self-snuffing	-5 - +60		
HD	24 x 22	2	400	white	40	9,1	0,5				
P1	24 x 22	3	400	white	75	11,2	0,5				

	conf.	pcs	kg
1 end	8791	HB 10; 1400	11,0
2 connecting	8792	HB 10; 1800	13,0
3 bending	8793	HB 10; 660	6,9
4 branching	8794	HB 10; 380	5,7
5 inner corner	8795	HB 10; 450	5,2
6 outer corner	8796	HB 10; 630	8,8
7 grommet (LK 80X28...)	8797	HB 10; 1500	9,0

LV 40X15



conf.	mm	m	mm ²		m	kg	J	MAT	°C	Pb Free	A-C3
HA	40 x 16,5	3	540	white	105	24,7	0,5	PVC self-snuffing	-5 - +60		
HD	40 x 16,5	2	540	white	50	12	0,5				
P1	40 x 16,5	3	540	white	75	17	0,5				

	conf.	pcs	kg
1 end	8711	HB 10; 790	12,4
2 connecting	8714	HB 10; 790	11,3
3 bending	8716	HB 10; 460	7,3
4 branching	8715	HB 10; 400	9,4
5 inner corner	8713/2	HB 10; 320	4,7
6 outer corner	8712/2	HB 10; 480	8,9
7 grommet (LK 80X20...)	8717	HB 10; 1350	9,9
grommet (LK 80X28...)	8719	HB 10; 1100	9,0
raised grommet (LK 80X28...)	8719Z	HB 10; 780	5,9
8 spacer	RLV 40X16	HB 500; 4000	10,8


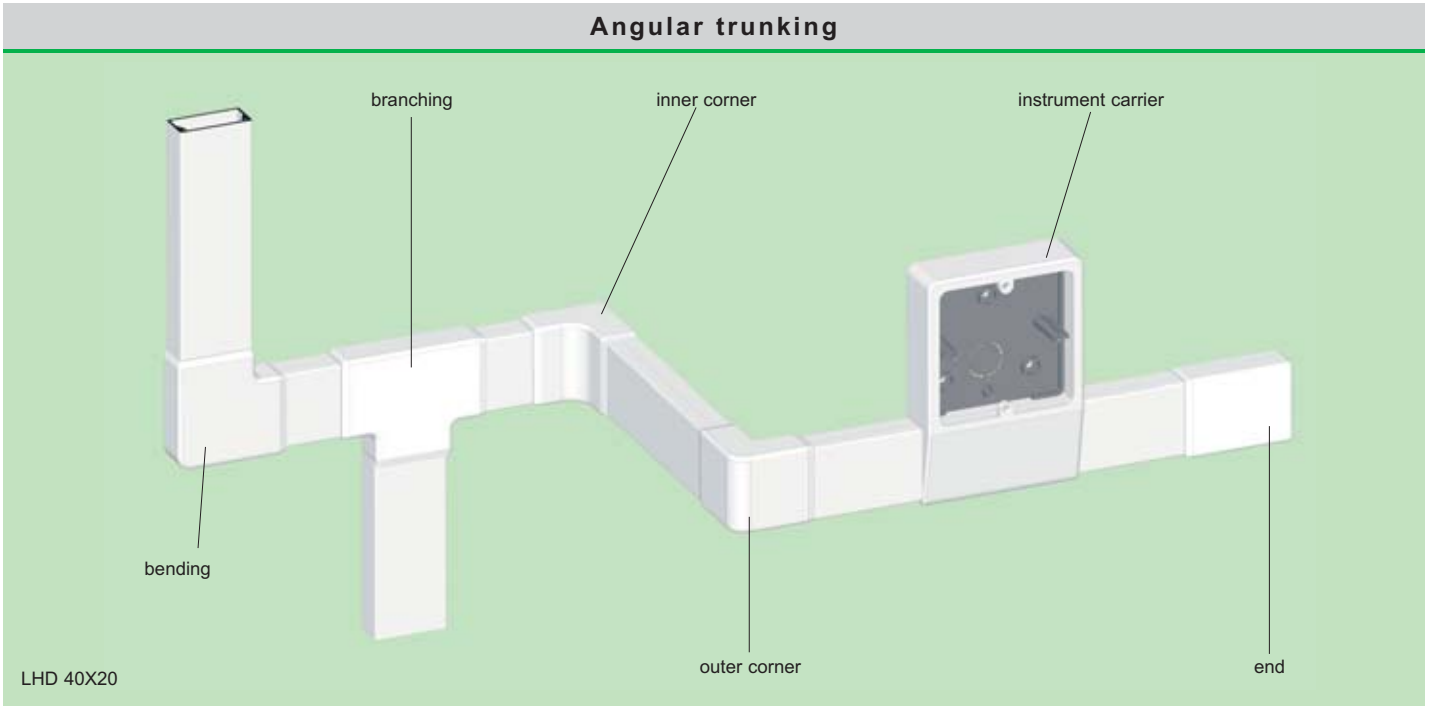
pg.	
89	PN 40X15 instrument carrier

Through cover raising is designed for trunking box LK 80X28 in combination with thermal insulating pad PI.


Connection of trunking LV 18X13 and box LK 80X28 T per through cover and through cover rising by the completion of box by thermal insulating pad.



Angular trunking




LH 15X10




conf.	mm	m	mm ²		m	kg	J	MAT	°C	A-C3
HA	15 x 10	3	104	white	264	16,9	0,5	PVC self-snuffing	-5 - +60	A-C3
HD	15 x 10	2	104	white	128	9,2	0,5			
P1	15 x 10	3	104	white	150	12,6	0,5			
P2	15 x 10	2	104	white	128	11,0	0,5			

	conf.	pcs	kg
1 end	8681	HB 10; 5350	12,3
2 connecting	8682	HB 10; 6240	14,6
3 bending	8683	HB 10; 2440	8,8
4 branching	8684	HB 10; 1320	6,9
5 inner corner	8685	HB 10; 1880	7,7
6 outer corner	8686	HB 10; 2080	9,8



LHD 17X17




conf.	mm	m	mm ²		m	kg	J	MAT	°C	A-C3
HA	17 x 15,5	3	190	white	264	27	0,5	PVC self-snuffing	-5 - +60	A-C3
HD	17 x 15,5	2	190	white	70	7,5	0,5			
P1	17 x 15,5	3	190	white	150	16,2	0,5			
P2	17 x 15,5	2	190	white	70	7,5	0,5			

	conf.	pcs	kg
1 end	8671	HB 10; 3260	11,1
2 connecting	8672	HB 10; 3800	11,8
3 bending	8673	HB 10; 1200	6,8
4 branching	8674	HB 10; 900	6,8
5 inner corner	8675	HB 10; 1000	6,1
6 outer corner	8676	HB 10; 1360	9,5

Angular trunking

LHD 20X10




conf.	mm	m	mm ²		m	kg	J	MAT	°C	Pb Free	A-C3
HD	20 x 10	2	140	white	96	9,6	0,5	PVC self-snuffing	-5 - +60		
P2	20 x 10	2	140	white	96	10	0,5				

	conf.	pcs	kg
1 end	8921	HB 10; 4000	11,6
2 connecting	8922	HB 10; 4560	13,2
3 bending	8923	HB 10; 1680	8,2
4 branching	8924	HB 10; 1240	8,4
5 inner corner	8925	HB 10; 1440	6,8
6 outer corner	8926	HB 10; 1640	8,4

NEW

LHD 20X20



conf.	mm	m	mm ²		m	kg	J	MAT	°C	Pb Free	A-C3
HA	21,2 x 19,2	3	260	white	147	22,8	0,5	PVC self-snuffing	-5 - +60		
HD	21,2 x 19,2	2	260	white	48	7,9	0,5				
P2	21,2 x 19,2	2	260	white	48	7,9	0,5				
SD	21,2 x 19,2	2	260	light wood	48	7,9	0,5				
TD	21,2 x 19,2	2	260	dark wood	48	7,9	0,5				
I1	21,2 x 19,2	2	260	pink birch	24	4,2	0,5				
I2	21,2 x 19,2	2	260	dark oak	24	4,2	0,5				





	conf.	pcs	kg
1 end	8621	HB 10; 3000	11,4
		I1 I2 1	0,005
2 connecting	8622	HB 10; 2350	13,4
		I1 I2 1	0,006
3 bending	8623	HB 10; 1000	8,7
		I1 I2 1	0,009
4 branching	8624	HB 10; 500	6,8
		I1 I2 1	0,013
5 inner corner	8625	HB 10; 840	7,8
		I1 I2 1	0,009
6 outer corner	8626	HB 10; 800	9,9
		I1 I2 1	0,012
7 grommet (LK 80X28...)	8629	HB 10; 1440	7,3
8 transition branching (LP 80X25)	8824/12	HB 10; 320	5,1

Accessories with configuration I2 is suitable to trunking with configuration TD. Accessories to trunking with configuration SD are possible to supply on the base of agreement with sales manager.

Angular trunking



LHD 25X15



conf.	mm	m	mm ²		m	kg	J	MAT	°C		
HA	25 x 15	3	300	white	60	8	0,5				
HD	25 x 15	2	300	white	50	6,8	0,5				
P1	25 x 15	3	300	white	75	9,6	0,5				
P2	25 x 15	2	300	white	50	6,8	0,5				

	conf.	pcs		kg
1 end	8691	HB	10; 2140	10,3
2 connecting	8692	HB	10; 2280	10,9
3 bending	8693	HB	10; 1080	8,3
4 branching	8694	HB	10; 640	6,6
5 inner corner	8695	HB	10; 800	6,1
6 outer corner	8696	HB	10; 1080	9,1



LHD 25X20



conf.	mm	m	mm ²		m	kg	J	MAT	°C		
HA	25,2 x 20,2	3	400	white	75	11,5	0,5				
HD	25,2 x 20,2	2	400	white	40	6,5	0,5				
P1	25,2 x 20,2	3	400	white	75	11,6	0,5				
P2	25,2 x 20,2	2	400	white	40	6,8	0,5				

	conf.	pcs		kg
1 end	8911	HB	10; 1960	12,0
2 connecting	8912	HB	10; 1780	10,1
3 bending	8913	HB	10; 980	8,5
4 branching	8914	HB	10; 600	6,7
5 inner corner	8915	HB	10; 760	6,1
6 outer corner	8916	HB	10; 800	8,5

LHD 30X25




conf.	mm	m	mm ²		m	kg	J	MAT	°C		
HA	30 x 25	3	480	white	75	13,3	0,5				
HD	30 x 25	2	480	white	48	9,5	0,5				
P1	30 x 25	3	480	white	75	13,5	0,5				
P2	30 x 25	2	480	white	48	9,8	0,5				

	conf.	pcs		kg
1 end	8931	HB	10; 1200	5,8
2 connecting	8932	HB	10; 1100	9,1
3 bending	8933	HB	10; 520	6,8
4 branching	8934	HB	10; 360	6,2
5 inner corner	8935	HB	10; 600	6,2
6 outer corner	8936	HB	10; 660	8,1

Angular trunking


LHD 32X15



conf.	mm	m	mm ²		m	kg	J	MAT	°C	Pb Free	A-C3
HA	32 x 15	3	340	white	90	13,3	0,5	PVC self-snuffing	-5 - +60	Pb Free	A-C3
HD	32 x 15	2	340	white	88	13,4	0,5				
P1	32 x 15	3	340	white	75	11,4	0,5				
P2	32 x 15	2	340	white	80	12,6	0,5				

	conf.	pcs	kg
1 end	8601	HB 10; 1600	10,1
2 connecting	8602	HB 10; 1500	10,4
3 bending	8603	HB 10; 700	7,2
4 branching	8604	HB 10; 520	6,6
5 inner corner	8605	HB 10; 580	4,7
6 outer corner	8606	HB 10; 660	6,3

NEW LHD 40X20



conf.	mm	m	mm ²		m	kg	J	MAT	°C	Pb Free	A-C3
HA	41,1 x 18,5	3	560	white	105	28	0,5	PVC self-snuffing	-5 - +60	Pb Free	A-C3
HD	41,1 x 18,5	2	560	white	24	7,7	0,5				
P1	41,1 x 18,5	3	560	white	75	15,9	0,5				
P2	41,1 x 18,5	2	560	white	24	5,5	0,5				
SD	41,1 x 18,5	2	560	light wood	24	7,7	0,5				
TD	41,1 x 18,5	2	560	dark wood	24	7,7	0,5				
I1	41,1 x 18,5	2	560	pink birch	12	3,5	0,5				
I2	41,1 x 18,5	2	560	dark oak	12	3,5	0,5				



	conf.	pcs	kg
1 end	8631	HB 10; 730	10,3
		I1 I2 1	0,010
2 connecting	8632	HB 10; 540	9,0
		I1 I2 1	0,014
3 bending	8633	HB 10; 440	7,7
		I1 I2 1	0,022
4 branching	8634	HB 10; 390	8,1
		I1 I2 1	0,023
5 inner corner	8635	HB 10; 380	6,1
		I1 I2 1	0,014
6 outer corner	8636	HB 10; 360	6,3
		I1 I2 1	0,018
7 grommet (LK 80X28...)	8639	HB 10; 1080	7,2


pg.	
91	PN 40X20 HB PN 40X20 I1 PN 40X20 I2 instrument carrier

Accessories with configuration I2 is suitable to trunking with configuration TD. Accessories to trunking with configuration SD are possible to supply on the base of agreement with sales manager.

Angular trunking

NEW

LHD 40X40


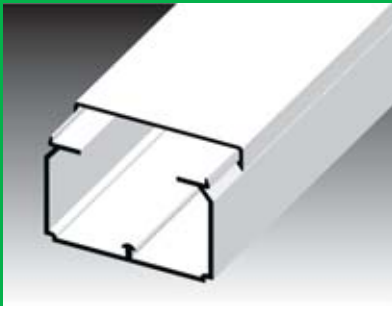


conf.	mm	m	mm ²		m	kg	J	MAT	°C	Pb Free	A-C3
HA	40 x 40,3	3	1300	white	45	18,5	0,5	PVC self-snuffing	-5 - +60	Pb Free	A-C3
HD	40 x 40,3	2	1300	white	20	8,4	0,5				
P1	40 x 40,3	3	1300	white	75	29,2	0,5				
P2	40 x 40,3	2	1300	white	20	8,4	0,5				
SD	40 x 40,3	2	1300	light wood	20	8,4	0,5				
TD	40 x 40,3	2	1300	dark wood	20	8,4	0,5				

	conf.	pcs	kg
1 end	8641	HB 10; 480	9,6
2 connecting	8642	HB 10; 260	7,5
3 bending	8643	HB 10; 270	7,6
4 branching	8644	HB 10; 200	6,0
5 inner corner	8645	HB 10; 140	4,2
6 outer corner	8646	HB 10; 160	5,7

Accessories to trunking with configuration SD and TD are possible to supply on the base of agreement with sales manager.

LH 60X40



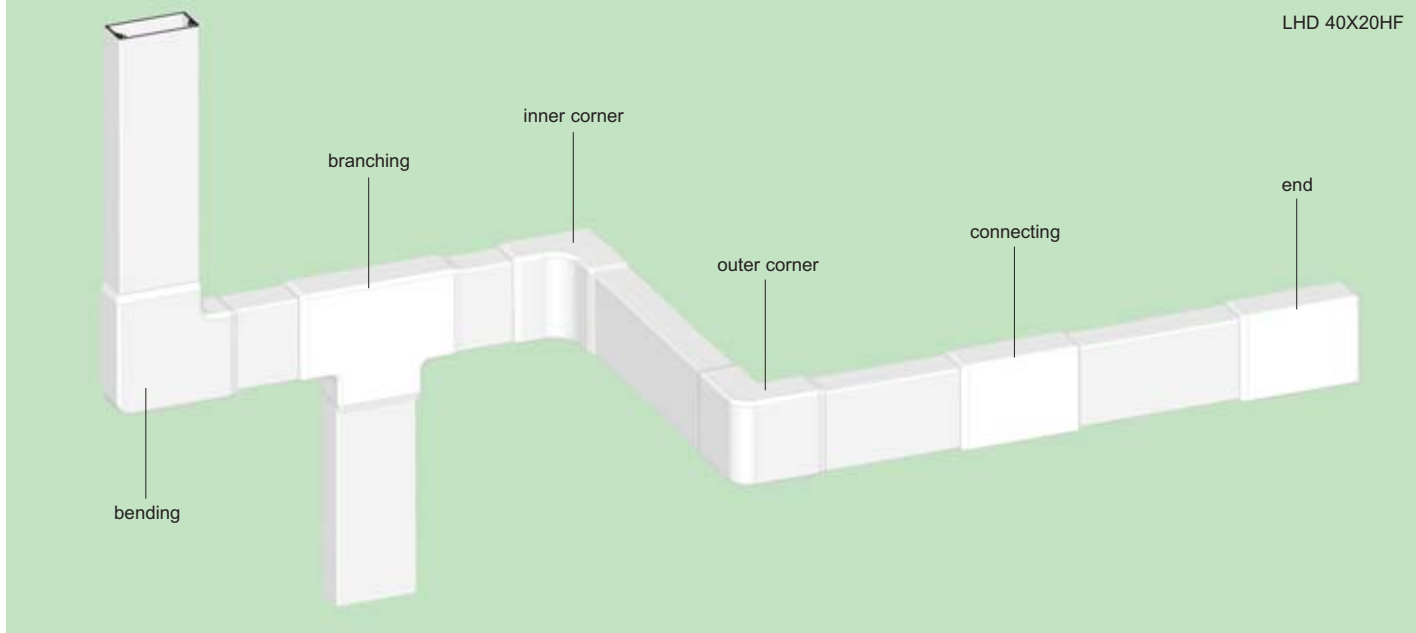
conf.	mm	m	mm ²		m	kg	J	MAT	°C	Pb Free	A-C3
HA	60 x 40	3	1870	white	36	22	0,5	PVC self-snuffing	-5 - +60	Pb Free	A-C3
HD	60 x 40	2	1870	white	8	5	0,5				

	conf.	pcs	kg
1 end	8651	HB 10; 200	5,6
2 connecting	8652	HB 10;140	5,3
3 bending	8653	HB 10; 270	10,5
4 bending round	8653R	HB 2; 80	5,0
5 branching	8654	HB 10; 240	9,3
6 branching round	8654R	HB 2; 56	5,1
7 inner corner (variable)	8655	HB 10; 70	2,6
8 outer corner (variable)	8656	HB 10; 280	11,6
spacer	RLH 60X40	HB 100; 1400	4,3


pg.	
88	PEK 40 partition wall

Halogen-free trunking

LHD 40X20HF





LHD 20X10HF



conf.	mm	m	mm ²		m	kg	J	MAT	°C	
HD	20 x 10	2	140	white	96	9,6	0,5	halogen-free self-snuffing	use: -20 - +80 storage, transport, installation: -15 - +60	A-C3

	conf.	pcs	kg
1 end	8921HF	HB 10; 4000	11,6
2 connecting	8922HF	HB 10; 4560	13,2
3 bending	8923HF	HB 10; 1680	8,2
4 branching	8924HF	HB 10; 1240	8,4
5 inner corner	8925HF	HB 10; 1440	6,8
6 outer corner	8926HF	HB 10; 1560	8,4

LHD 20X20HF





conf.	mm	m	mm ²		m	kg	J	MAT	°C	
HD	21,2 x 19,2	2	260	white	48	5,6	0,5	halogen-free self-snuffing	use: -20 - +80 storage, transport, installation: -15 - +60	A-C3

	conf.	pcs	kg
1 end	8621HF	HB 10; 2600	10,7
2 connecting	8622HF	HB 10; 2000	9,6
3 bending	8623HF	HB 10; 1000	8,6
4 branching	8624HF	HB 10; 500	5,2
5 inner corner	8625HF	HB 10; 840	6,5
6 outer corner	8626HF	HB 10; 800	9,5
7 grommet (LK 80X28...HF)	8629HF	HB 10; 1440	6,2

Halogen-free trunking



LHD 40X20HF



conf.	mm	m	mm ²		m	kg	J	MAT	°C	A-C3
HD	41,1 x 18,5	2	560	white	24	4,8	0,5	halogen-free self-snuffing	use: -20 - +80 storage, transport, installation: -15 - +60	

	conf.	pcs	kg
1 end	8631HF	HB 10; 680	8,5
2 connecting	8632HF	HB 10; 570	7,9
3 bending	8633HF	HB 10; 420	6,3
4 branching	8634HF	HB 10; 390	6,7
5 inner corner	8635HF	HB 10; 400	5,5
6 outer corner	8636HF	HB 10; 420	7,0
7 grommet (LK 80X28...HF)	8639HF	HB 10; 1080	6,2


LHD 40X40HF



conf.	mm	m	mm ²		m	kg	J	MAT	°C	A-C3
HD	40 x 40,3	2	1300	white	20	5,8	0,5	halogen-free self-snuffing	use: -20 - +80 storage, transport, installation: -15 - +60	

	conf.	pcs	kg
1 end	8641HF	HB 10; 480	7,8
2 connecting	8642HF	HB 10; 260	6,3
3 bending	8643HF	HB 10; 240	5,6
4 branching	8644HF	HB 10; 200	5,1
5 inner corner	8645HF	HB 10; 140	3,7
6 outer corner	8646HF	HB 10; 210	6,3

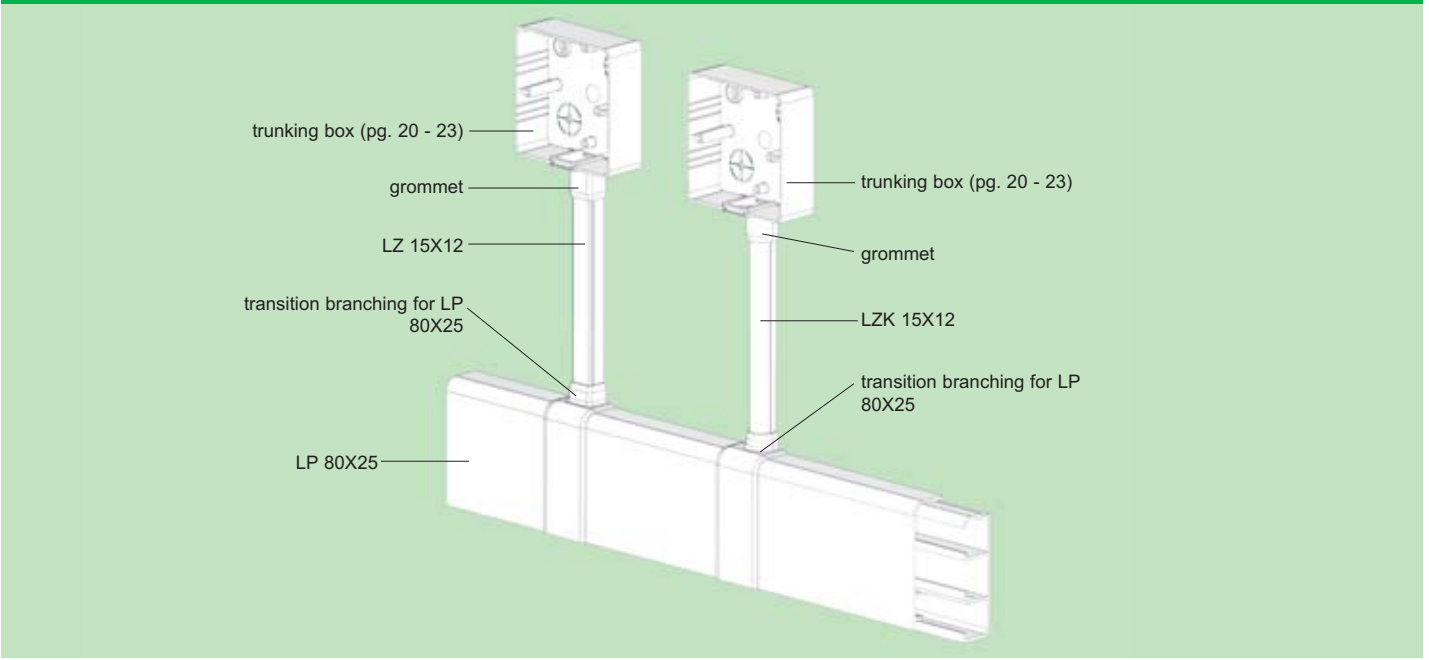
EKD 80X40HF




conf.	mm	m	mm ²		m	kg	J	MAT	°C	A-C3
HD	80 x 40	2	2430	white	10	6,9	0,5	halogen-free self-snuffing	use: -20 - +80 storage, transport, installation: -15 - +60	

	conf.	pcs	kg
1 end	8501HF	HB 2; 208	7,3
2 connecting	8502HF	HB 2; 220	6,2
3 bending	8503HF	HB 2; 60	4,6
4 branching	8504HF	HB 2; 64	5,0
6 inner corner	8505HF	HB 2; 60	4,9
7 outer corner	8506HF	HB 2; 90	5,4
8 spacer	REKO 80X40HF	HB 100; 1500	9,9

Snap-on trunking



LZ 15X12



conf.	mm	m	mm ²		m	kg	J	MAT	°C	A-C3
HA	15,5 x 13,1	3	140	white	60	4,6	0,5	PVC self-snuffing	-5 - +60	
HD	15,5 x 13,1	2	140	white	96	7,6	0,5			
KD	15,5 x 13,1	2	140	light grey	96	7,6	0,5			

	conf.	pcs	kg
1 grommet (LK 80X28...)	8819	HB 10; 1800	9,2
2 transition branching (LP 80X25)	8824/41	HB 10; 400	6,4

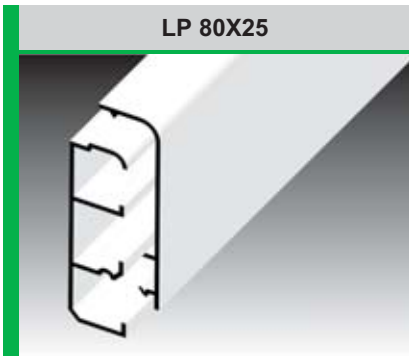
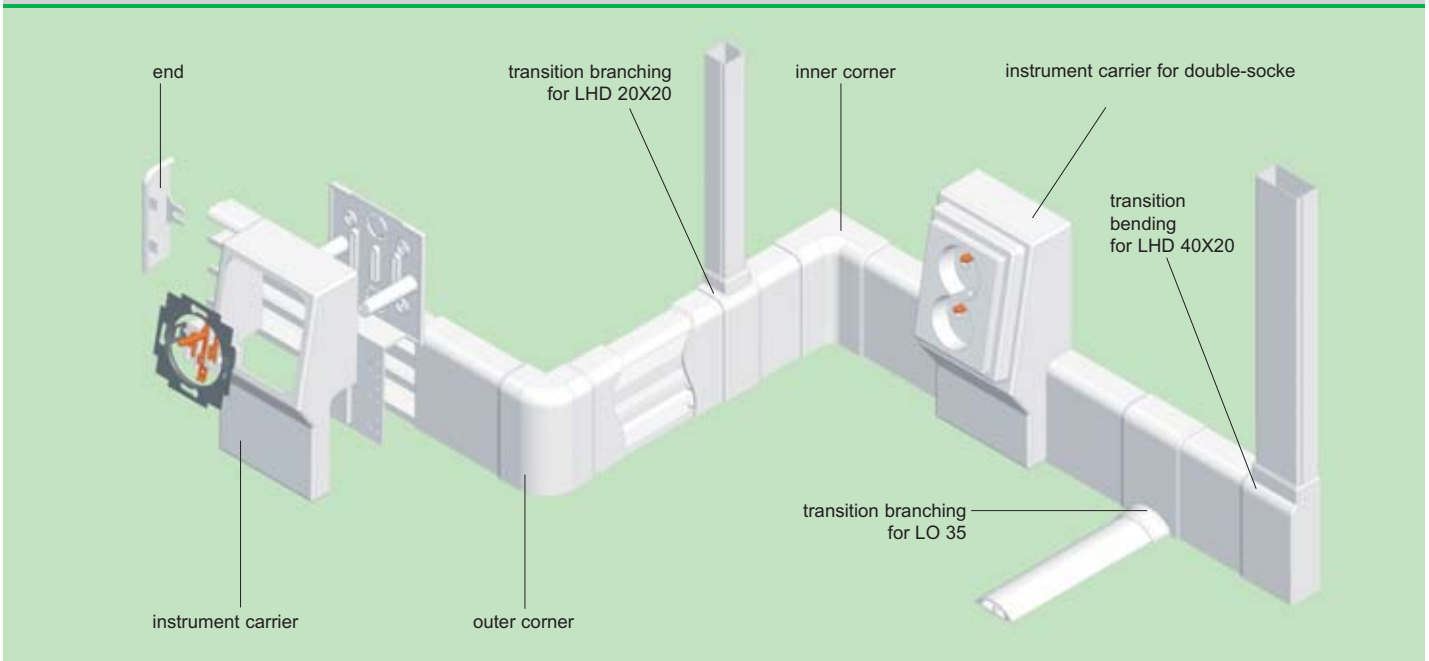
LZK 15X12




conf.	mm	m	mm ²		m	kg	J	MAT	°C	A-C3
HA	15 x 13,2	3	120	white	60	3,8	0,5	PVC self-snuffing	-5 - +60	
HD	15 x 13,2	2	120	white	96	6,5	0,5			

	conf.	pcs	kg
1 grommet (LK 80X28...)	8809	HB 10; 2000	8,4
2 transition branching (LP 80X25)	8824/40	HB 10; 480	7,7

Floor trunking

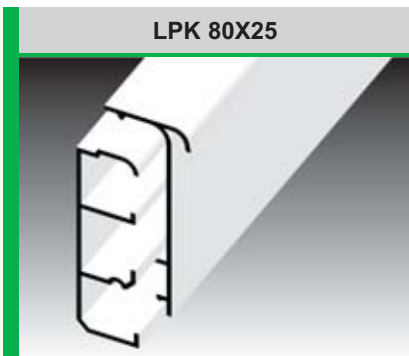


LP 80X25



conf.	mm	m	mm ²		m	kg	J	MAT	°C	Pb Free	A-C3
HA	80 x 25	3	450 / 520 / 400	white	30	22	0,5	PVC self-snuffing	-5 - +60		
HD	80 x 25	2	450 / 520 / 400	white	16	12,5	0,5				

	conf.	pcs	kg	pg.	
1 end	8821 L	HB 10; 890	7,6	91	PN 80X25 instrument carrier
end	8821 P	HB 10; 890	7,6	91	PN 80X25 2Z instrument carrier
2 connecting	8822	HB 10; 720	10,9		
3 inner corner	8825	HB 10; 420	8,5		
4 outer corner	8826	HB 10; 350	9,5		
5 transition branching (LHD 20X20)	8824/12	HB 10; 320	5,1		
transition branching (LZK 15X12)	8824/40	HB 10; 480	7,7		
6 transition branching (LZ 15X12)	8824/41	HB 10; 400	6,4		
7 transition branching (LO 35)	8824/43	HB 10; 500	8,2		
transition branching (LO 50)	8824/44	HB 10; 320	6,7		
transition bending (LHD 40X20)	8823/13 L	HB 10; 250	6,3		
8 transition bending (LHD 40X20)	8823/13 P	HB 10; 250	6,3		



LPK 80X25



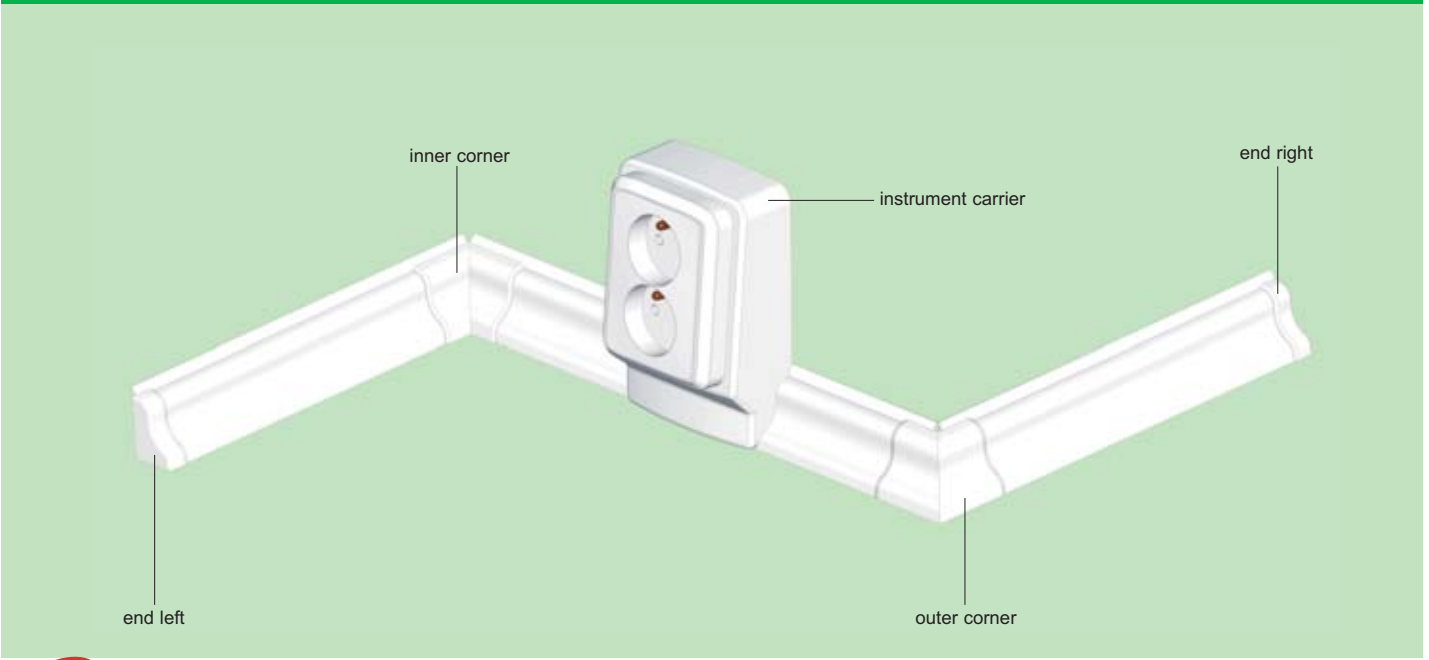
conf.	mm	m	mm ²		m	kg	J	MAT	°C	A-C3
HD	80 x 25	2	450 / 520 / 400	white	16	13	0,5	PVC self-snuffing	-5 - +60	

	conf.	pcs	kg	pg.	
1 end	8821 L	HB 10; 890	7,6	91	PN 80X25 instrument carrier
end	8821 P	HB 10; 890	7,6	91	PN 80X25 2Z instrument carrier
2 transition branching (LHD 20X20)	8824/12	HB 10; 320	5,1		
3 transition branching (LZK 15X12)	8824/40	HB 10; 480	7,7		
4 transition branching (LZ 15X12)	8824/41	HB 10; 400	6,4		
5 transition branching (LO 35)	8824/43	HB 10; 500	8,2		
6 transition branching (LO 50)	8824/44	HB 10; 320	6,7		
transition bending (LHD 40X20)	8823/13 L	HB 10; 250	6,3		
7 transition bending (LHD 40X20)	8823/13 P	HB 10; 250	6,3		




Covers can be used to remove the carpet clip.

Floor trunking



conf.	mm	m	mm ²		m	kg	J	MAT	°C	A-C3
HD	35 x 25	2	350	white	20	5,1	0,5	PVC self-snuffing	-5 - +60	
SD	35 x 25	2	350	light wood	20	5,1	0,5			
TD	35 x 25	2	350	dark wood	20	5,1	0,5			
I1	35 x 25	2	350	pink birch	20	5,1	0,5			
I2	35 x 25	2	350	dark oak	20	5,1	0,5			



	conf.	pcs	kg
end left	8861 L HB	10; 1500	3,0
	I1 I2	1	0,003
end right	8861 P HB	10; 1500	3,0
	I1 I2	1	0,003
inner corner	8865 HB	10; 800	6,3
	I1 I2	1; 50; 400	0,078
outer corner	8866 HB	10; 610	5,9
	I1 I2	1; 50; 250	0,097

pg.	
91	PNLP 35 2Z HB PNLP 35 2Z I1 PNLP 35 2Z I2 instrument carrier

Accessories with configuration I2 is suitable to trunking with configuration TD.
Accessories to trunking with configuration SD are possible to supply on the base of agreement with sales manager.

The LR 30 and LP 35 trunkings provide the edge with softened spray application. This helps to eliminate the unevenness of underlying surface.



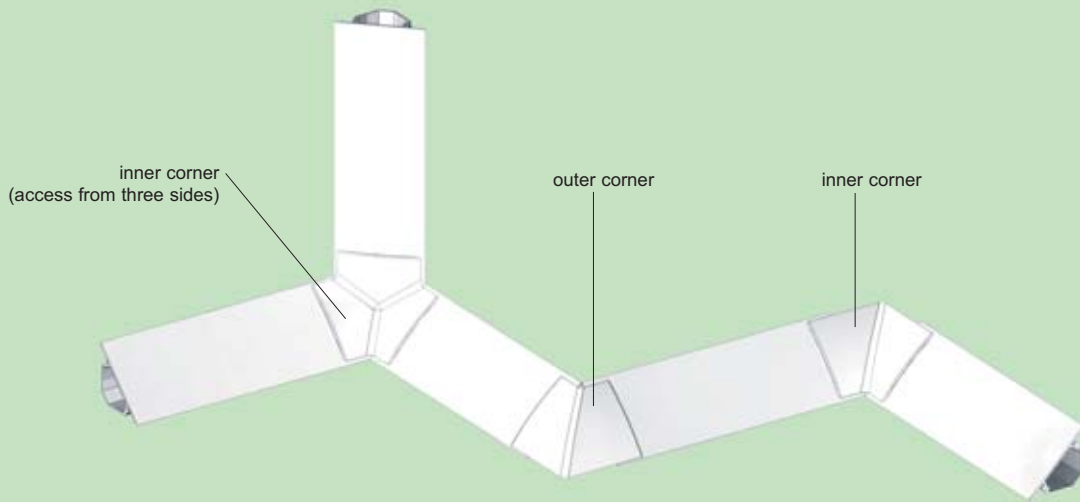
Floor strip LP 35 in wood imitation - pink birch.




Floor trunking LP 80X25.



Corner trunking



LR 30



conf.										
HB	39 x 24,5	2,6	560	white	26	9,3	0,5	PVC self-snuffing	-5 - +60	

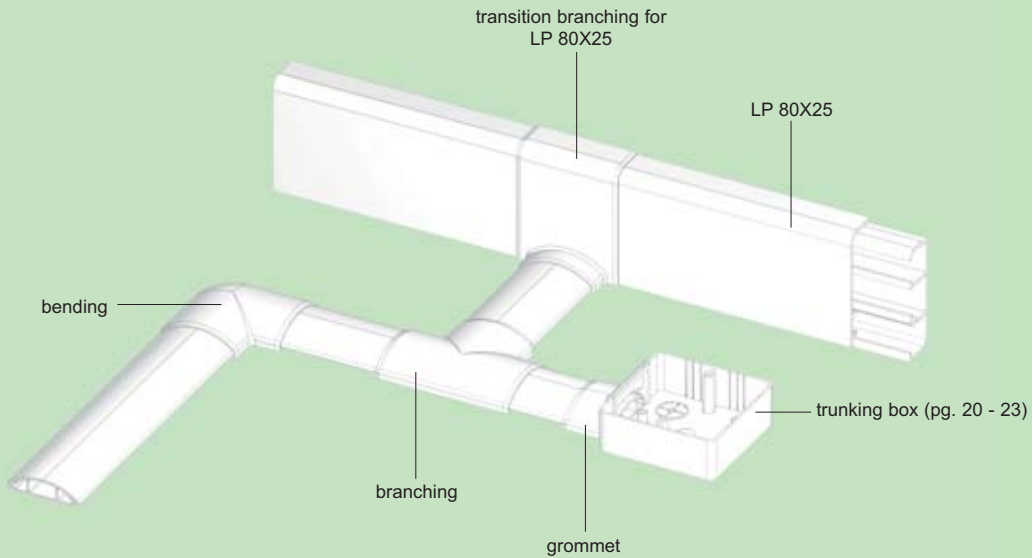
		conf.	pcs	kg
1	inner corner	8855	HB 5; 450	4,9
2	inner corner (access from three sides)	8855/3	HB 5; 370	5,1
3	outer corner	8856	HB 10; 400	4,9

Combination of floor trunking LP 80X25 and corner trunking LR 30.




Round trunking

LO 50



LO 35




conf.	mm	m	mm ²		m	kg	J	MAT	°C	A-C3
HD	34 x 10,5	2	65 / 65	white	60	9,8	2	PVC self-snuffing	-5 - +60	
KD	34 x 10,5	2	65 / 65	light grey	60	9,8	2			
LD	34 x 10,5	2	65 / 65	dark grey	60	9,8	2			

	conf.	pcs	kg
1 bending	8833	HB KB LB 2; 900	7,6
2 branching	8834	HB KB LB 2; 700	7,3
3 grommet (LK 80X28...)	8837	HB KB LB 10; 880	4,0
4 transition branching (LP 80X25)	8824/43	HB 10; 500	8,2

The trunking with self adhesive tape can be supply to order.

LO 50



conf.	mm	m	mm ²		m	kg	J	MAT	°C	A-C3
HD	50 x 14	2	60 / 180 / 60	white	60	9,8	2	PVC self-snuffing	-5 - +60	
KD	50 x 14	2	60 / 180 / 60	light grey	60	9,8	2			
LD	50 x 14	2	60 / 180 / 60	dark grey	60	9,8	2			

	conf.	pcs	kg
1 bending	8843	HB KB LB 2; 360	6,1
2 branching	8844	HB KB LB 2; 288	6,0
3 grommet (LK 80X28...)	8847	HB KB LB 10; 640	4,2
4 transition branching (LP 80X25)	8824/44	HB 10; 320	6,7

The trunking with self adhesive tape can be supply to order.

Round trunking

LO 75


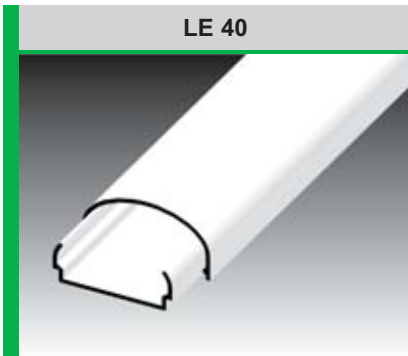
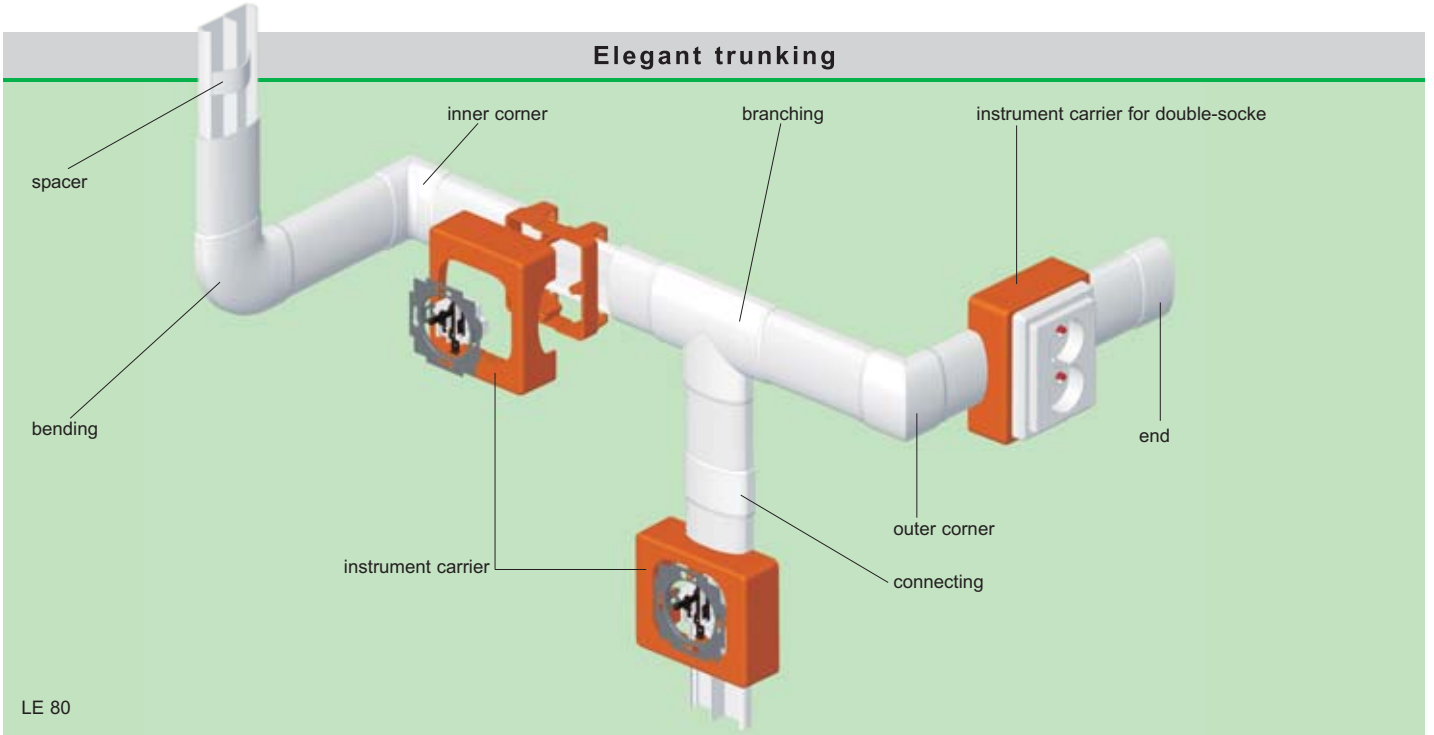


conf.	mm	m	mm ²		m	kg	J	MAT	°C	A-C3
HA	74 x 18	3	170 / 360 / 170	white	30	14,6	2	PVC self-snuffing	-5 - +60	
HD	74 x 18	2	170 / 360 / 170	white	28	13,3	2			
KA	74 x 18	3	170 / 360 / 170	light grey	30	14,6	2			
KD	74 x 18	2	170 / 360 / 170	light grey	28	13,3	2			
LD	74 x 18	2	170 / 360 / 170	dark grey	28	13,3	2			



	conf.	pcs	kg
1 bending	8873 HB KB LB	2; 120	4,9
2 branching	8874 HB KB LB	2; 100	5,3


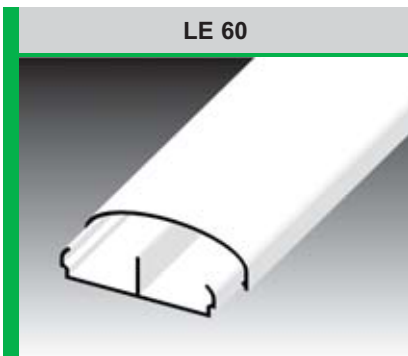
The trunking with self adhesive tape can be supply to order.



conf.											
HD	40 x 19	2	500	white	24	6,2	0,5	PVC self-snuffing	-5 - +60		

	conf.	pcs	kg
1 end	8751	HB 2; 960	7,0
2 connecting	8752	HB 2; 1000	7,0
3 bending	8753	HB 2; 400	6,4
4 branching	8754	HB 2; 292	4,8
5 inner corner	8755	HB 2; 306	4,3
6 outer corner	8756	HB 2; 280	4,5
7 grommet (LK 80X28...)	8757	HB 2; 530	4,2

pg.	
90	PNE 40 2Z instrument carrier



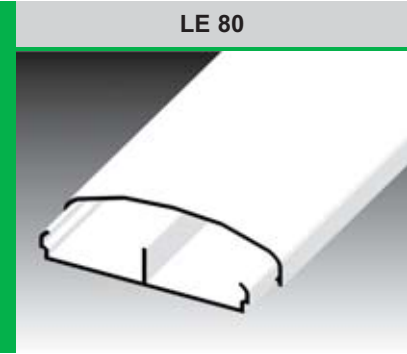

conf.											
HD	60 x 19,5	2	380 / 380	white	18	7,1	0,5	PVC self-snuffing	-5 - +60		

	conf.	pcs	kg
1 end	8761	HB 2; 630	5,5
2 connecting	8762	HB 2; 600	4,8
3 bending	8763	HB 2; 200	4,7
4 branching	8764	HB 2; 176	5,4
5 inner corner	8765	HB 2; 160	3,3
6 outer corner	8766	HB 2; 238	4,9

pg.	
90	PNE 60X20 instrument carrier
90	PNE 60X20 2Z instrument carrier

Elegant trunking

LE 80

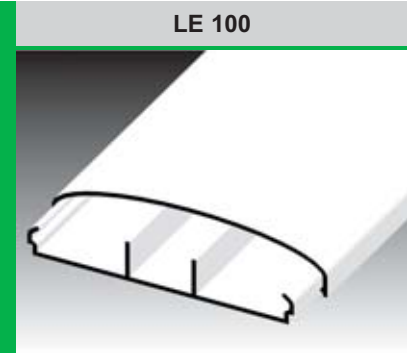




conf.	mm	m	mm ²		m	kg	J	MAT	°C	A-C3
HD	79,5 x 20,5	2	420 / 420	white	20	9,3	0,5	PVC self-snuffing	-5 - +60	

	conf.	pcs	kg
1 end	8771	HB 2; 400	6,9
2 connecting	8772	HB 2; 296	6,1
3 bending	8773	HB 2; 120	4,9
4 branching	8774	HB 2; 100	5,4
5 inner corner	8775	HB 2; 168	4,0
6 outer corner	8776	HB 2; 224	6,5
7 spacer	RLE 80	HB 10; 540	3,1

pg.		
90	PNE 80X20	instrument carrier
90	PNE 80X20 2Z	instrument carrier

LE 100

conf.	mm	m	mm ²		m	kg	J	MAT	°C	Pb Free	A-C3
HD	99,5 x 20	2	380 / 340 / 380	white	16	7,9	0,5	PVC self-snuffing	-5 - +60		

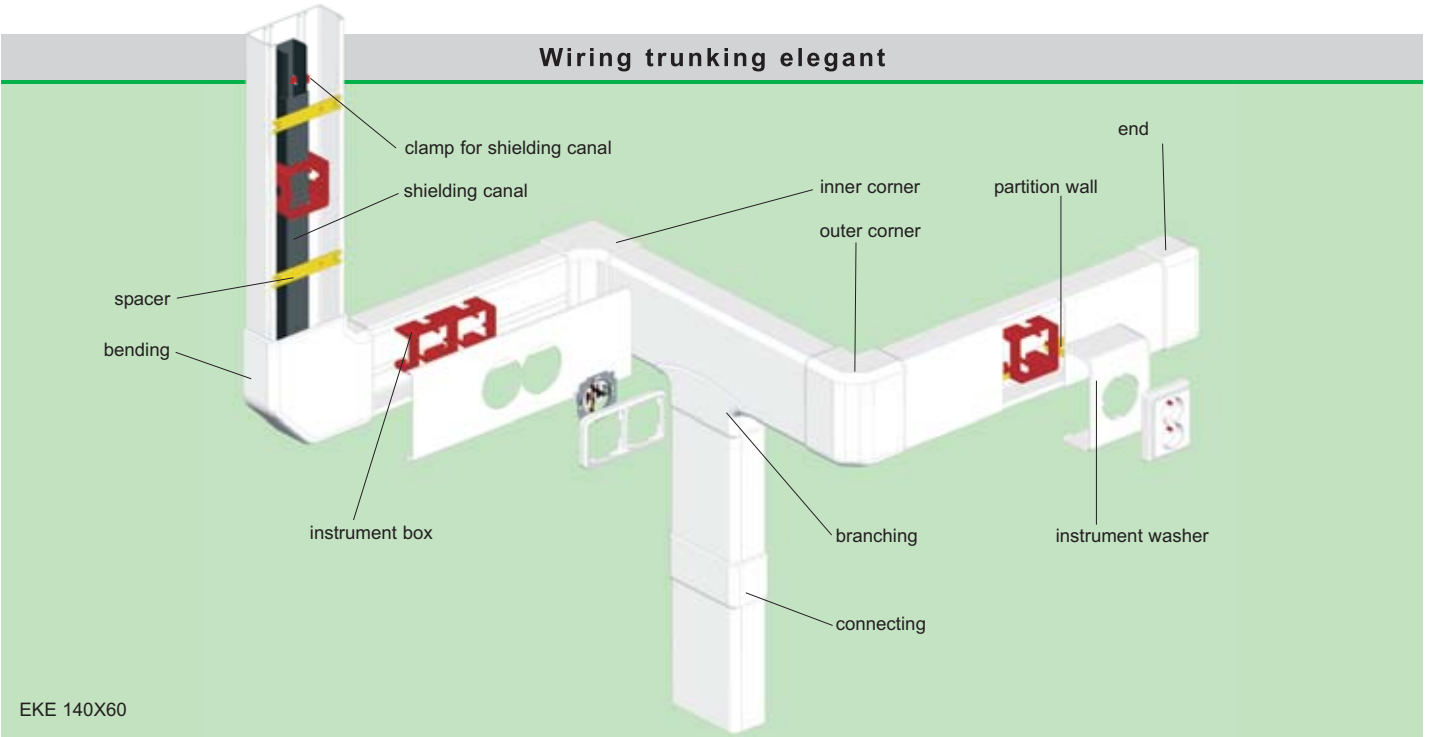
	conf.	pcs	kg
1 end	8781	HB 2; 340	7,3
2 connecting	8782	HB 2; 262	6,4
3 bending	8783	HB 2; 86	5,3
4 branching	8784	HB 2; 68	5,6
5 inner corner	8785	HB 2; 140	4,1
6 outer corner	8786	HB 2; 180	6,0
7 spacer	RLE 100	HB 10; 410	3,0

pg.		
90	PNE 100X20	instrument carrier

Installation of the elegant LE trunking system.



Wiring trunking elegant



EKE 140X60

EKE 60X60




conf.													
HD	60 x 60	2	2600	white	18	13,5	0,5		PVC	self-snuffing	-5 - +60		

			conf.	pcs	kg
1	end	8541	HB	2; 140	5,9
2	connecting	8542	HB	2; 168	5,6
3	bending	8543	HB	2; 60	3,8
4	branching	8544	HB	2; 92	3,9
5	inner corner	8545	HB	2; 50	3,8
6	outer corner	8546	HB	2; 62	5,1
7	spacer	REKE 60	HB	9; 1260	4,5

pg.		
88	PEKE 60	partition wall
88	PKS 70/60	partition wall

EKE 100X60





conf.													
HD	100 x 60	2	4600	white	8	9,1	0,5		PVC	self-snuffing	-5 - +60		

			conf.	pcs	kg
1	end	8551	HB	2; 100	5,9
2	connecting	8552	HB	2; 110	4,7
3	bending	8553	HB	2; 26	3,8
4	branching	8554	HB	2; 70	3,7
5	inner corner	8555	HB	2; 24	2,7
6	outer corner	8556	HB	2; 90	9,7
7	spacer	REKE 100	HB	9; 1872	11,0

pg.		
88	PEKE 60	partition wall
88	PKS 70/60	partition wall
88	PEP 60	partition wall
88	PEP 60/K	partition wall
89	SK 40X20	shielding canal
89	SK 40X33	shielding canal
90	KP EKE	instrument box
92	8550...	instrument washer

Wiring trunking elegant

EKE 140X60


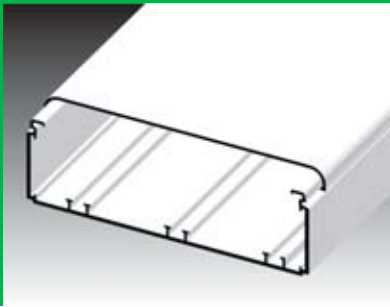


conf.	mm	m	mm ²	color	m	kg	J	MAT	°C	Pb Free	A-C3
HD	140 x 60	2	7000	white	6	9,2	0,5	PVC self-snuffing	-5 - +60		

	conf.	pcs	kg
1 end	8561	HB 2; 70	6,6
2 connecting	8562	HB 2; 56	4,0
3 bending	8563	HB 2; 40	8,7
4 branching	8564	HB 2; 56	3,6
5 inner corner	8565	HB 2; 22	2,7
6 outer corner	8566	HB 2; 24	4,0
7 spacer	REKE 140	HB 9; 1206	10,3

pg.		
88	PEKE 60	partition wall
88	PKS 70/60	partition wall
88	PEP 60	partition wall
88	PEP 60/K	partition wall
89	SK 40X20	shielding canal
89	SK 40X33	shielding canal
90	KP EKE	instrument box
91	PN EKE	instrument carrier
92	8560...	instrument washer

EKE 180X60



conf.	mm	m	mm ²	color	m	kg	J	MAT	°C	Pb Free	A-C3
HD	180 x 60	2	9000	white	6	11,9	0,5	PVC self-snuffing	-5 - +60		

	conf.	pcs	kg
1 end	8571	HB 2; 48	6,0
2 connecting	8572	HB 2; 48	4,7
3 bending	8573	HB 2; 26	7,5
4 branching	8574	HB 2; 44	3,6
5 inner corner	8575	HB 2; 44	5,5
6 outer corner	8576	HB 2; 60	10,9
7 spacer	REKE 180	HB 9; 828	10,5

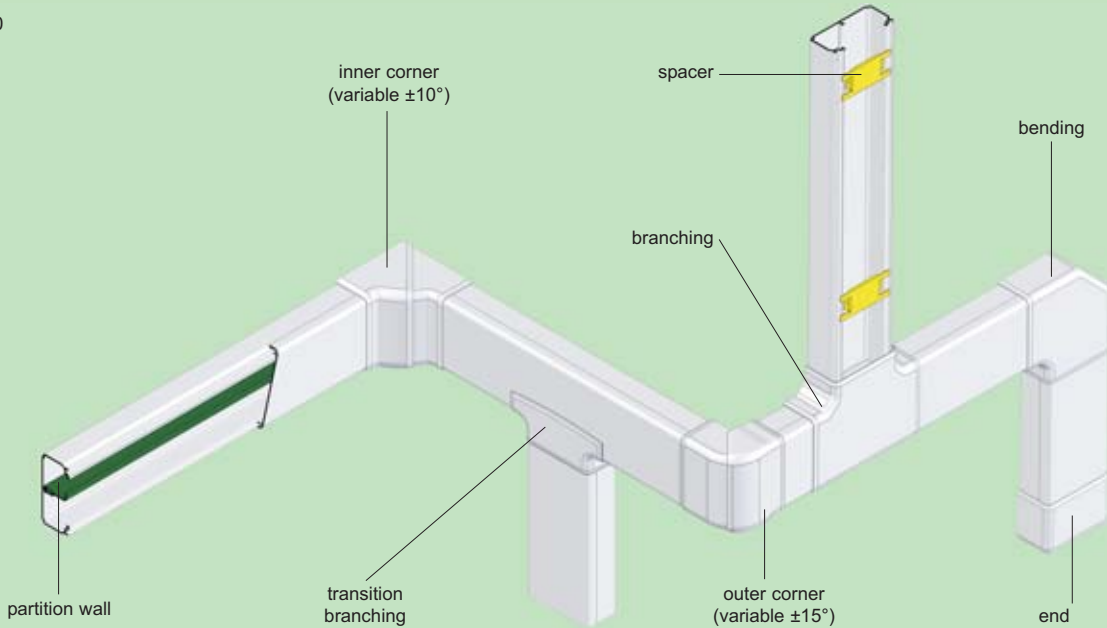
pg.		
88	PEKE 60	partition wall
88	PKS 70/60	partition wall
88	PEP 60	partition wall
88	PEP 60/K	partition wall
89	SK 40X20	shielding canal
89	SK 40X33	shielding canal
90	KP EKE	instrument box
91	PN EKE	instrument carrier

Installation of the elegant EKE trunking system.




Wiring trunking

EKD 80X40



EKD 80X40

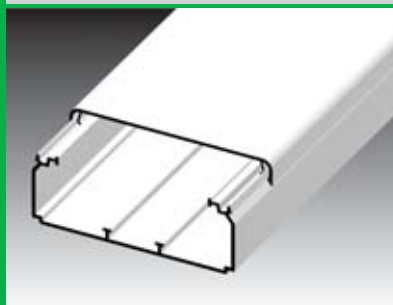


conf.	mm	m	mm ²	color	m	kg	J	MAT	°C	PB Free	A-C3
HD	80 x 40	2	2430	white	10	6,9	0,5	PVC self-snuffing	-5 - +60		

		conf.	pcs	kg
1	end	8501	HB 2; 208	7,3
2	connecting	8502	HB 2; 220	6,2
3	bending	8503	HB 2; 60	4,6
4	branching	8504	HB 2; 64	5,0
5	transition branching	8504/EKD	HB 2; 170	4,2
6	inner corner	8505	HB 2; 60	4,9
7	outer corner	8506	HB 2; 90	5,4
8	spacer	REKO 80X40	HB 100; 1500	9,9

pg.	
88	PEKD 40 partition wall

EKD 100X40



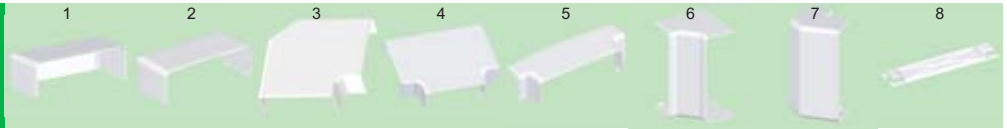
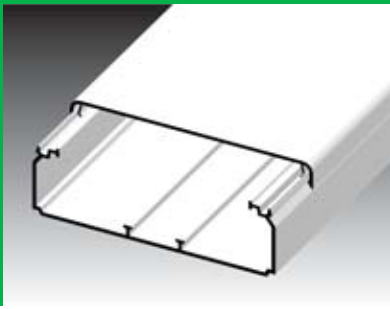
conf.	mm	m	mm ²	color	m	kg	J	MAT	°C	PB Free	A-C3
HD	100 x 40	2	3010	white	8	6,9	0,5	PVC self-snuffing	-5 - +60		

		conf.	pcs	kg
1	end	8511	HB 2; 164	7,0
2	connecting	8512	HB 2; 170	5,5
3	bending	8513	HB 2; 50	4,6
4	branching	8514	HB 2; 48	4,6
5	transition branching	8514/EKD	HB 2; 144	4,5
6	inner corner	8515	HB 2; 40	3,5
7	outer corner	8516	HB 2; 80	5,6
8	spacer	REKO 100X40	HB 100; 1000	9,1

pg.	
88	PEKD 40 partition wall

Wiring trunking


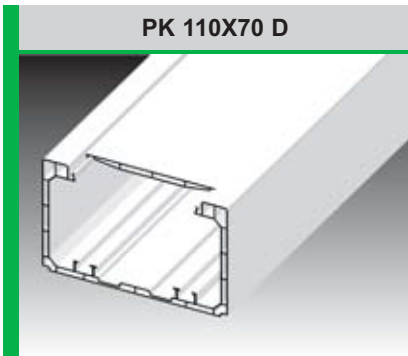
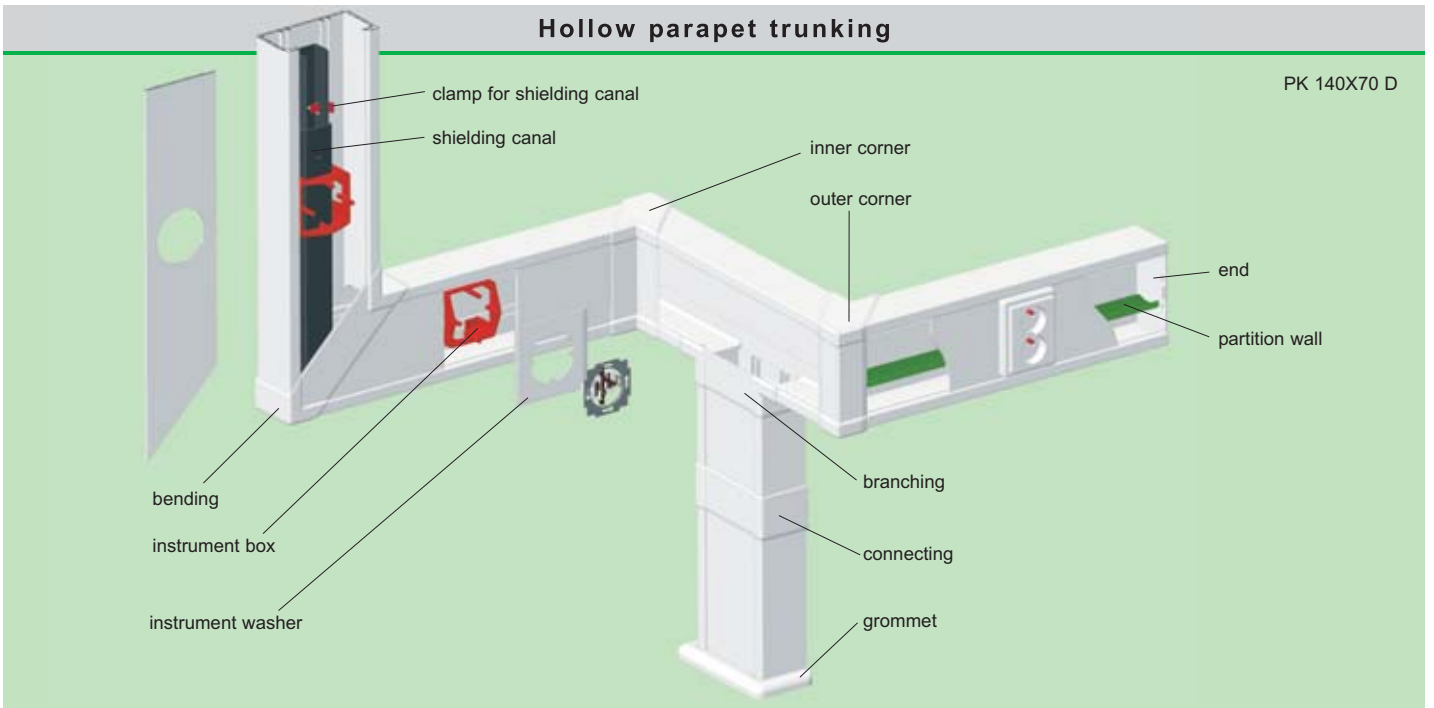
EKD 120X40



conf.													
HD	120 x 40	2	4000	white	8	8,3	0,5		PVC	self-snuffing	-5 - +60		

			conf.	pcs	
1	end	8581	HB	2	
2	connecting	8582	HB	2	
3	bending	8583	HB	2	
4	branching	8584	HB	2	
5	transition branching	8584/EKD	HB	2	
6	inner corner	8585	HB	2	
7	outer corner	8586	HB	2	
8	spacer	REKO 120X40	HB	100	

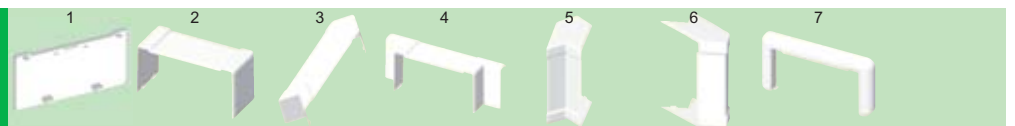
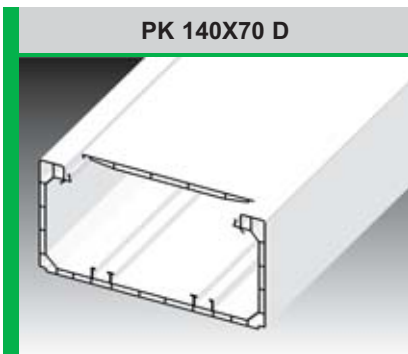
pg.	
88	PEKD 40 partition wall



conf.	mm	m	mm ²	white	m	kg	J	MAT	°C	PB Free	A-C3
HD	110 x 70	2	5500	white	6	9	1	PVC self-snuffing	-5 - +60		

	conf.	pcs	kg
1 end	8451	HB 10; 340	12,3
2 connecting	8452	HB 2; 168	9,2
3 bending	8453	HB 2; 50	4,5
4 branching	8454	HB 2; 72	4,4
5 inner corner	8455	HB 2; 36	3,1
6 outer corner	8456	HB 2; 36	3,3
7 grommet	8457	HB 2; 152	5,7

pg.	
88	PEKE 60 partition wall
88	PKS 70/60 partition wall
88	PEP 60 partition wall
88	PEP 60/K partition wall
89	SK 40X20 shielding canal
89	SK 40X33 shielding canal
90	KP PK instrument box
92	8450... instrument washer



conf.	mm	m	mm ²	white	m	kg	J	MAT	°C	PB Free	A-C3
HD	140 x 70	2	7200	white	6	9,8	1	PVC self-snuffing	-5 - +60		

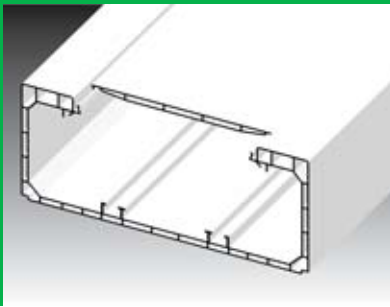

	conf.	pcs	kg
1 end	8461	HB 10; 240	9,6
2 connecting	8462	HB 2; 60	3,8
3 bending	8463	HB 2; 96	8,9
4 branching	8464	HB 2; 134	9,2
5 inner corner	8465	HB 2; 68	6,8
6 outer corner	8466	HB 2; 66	6,3
7 grommet	8467	HB 2; 80	3,4

pg.	
88	PEKE 60 partition wall
88	PKS 70/60 partition wall
88	PEP 60 partition wall
88	PEP 60/K partition wall
89	SK 40X20 shielding canal
89	SK 40X33 shielding canal
90	KP PK instrument box
91	PN PK instrument carrier
92	8440... instrument washer



Hollow parapet trunking

PK 170X70 D



conf.													
HD	170 x 70	2	9300	white	6	11,6	1		PVC	self-snuffing	-5 - +60		

	conf.	pcs	kg
1 end	8441	HB 10; 200	12,2
2 connecting	8442	HB 2; 120	9,9
3 bending	8443	HB 2; 84	9,5
4 branching	8444	HB 2; 96	9,5
5 inner corner	8445	HB 2; 52	6,4
6 outer corner	8446	HB 2; 68	7,8
7 grommet	8447	HB 2; 68	3,3


pg.		
88	PEKE 60	partition wall
88	PKS 70/60	partition wall
88	PEP 60	partition wall
88	PEP 60/K	partition wall
89	SK 40X20	shielding canal
89	SK 40X33	shielding canal
90	KP PK	instrument box
91	PN PK	instrument carrier
92	8440...	instrument washer

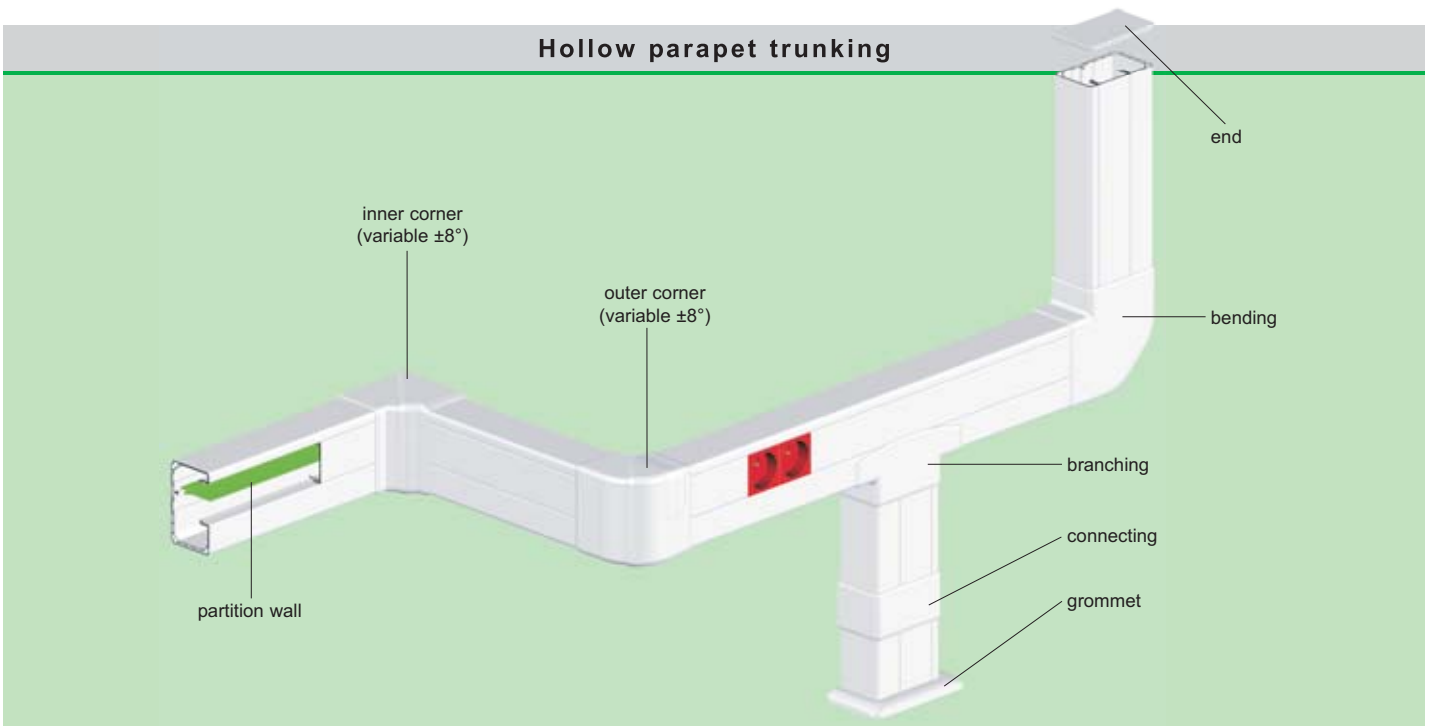
Perimeter trunking PK ...X 70 D are designed for instalation of standard instruments. Instrumens are installing by click on bottom of trunking. According of amount of instruments side by side and dimmension of trunking is choose corresponding instrument washer. The shielding of data cables can be used shielding canal SK 40X..., which is fixed with clips PSK 1 to the canal bottom.

Example of installing the PK 140X70 D parapet trunking.



An example of parapet trunking PK 140x70 D mounting with instrument box KP PK and instrument washer 8440-...





conf.	mm	m	mm ²	color	m	kg	J	MAT	°C	PF Free	A-C3
HD	90 x 55	2	3800	white	12	5,4	1	PVC self-snuffing	-5 - +60		

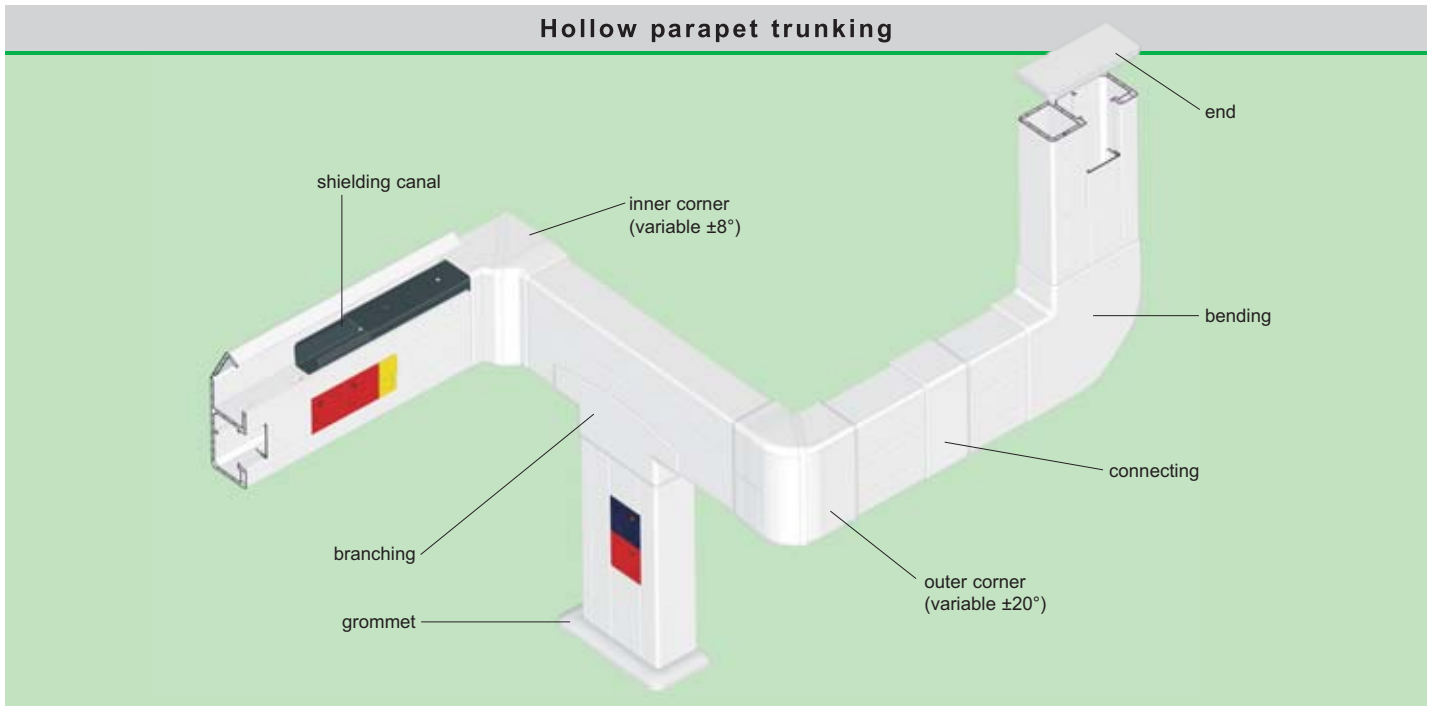
	conf.	pcs	kg
1 end	8401	HB 2; 720	13,7
2 connecting	8402	HB 2; 134	4,5
3 bending	8403	HB 2; 48	4,5
4 branching	8404	HB 2; 72	3,4
5 inner corner	8405	HB 2; 88	6,9
6 outer corner	8406	HB 2; 100	8,7
7 grommet	8407	HB 2; 340	7,2

pg.	shopping cart icon
88	PEKE 60 partition wall
88	PKS 70/60 partition wall



Perimeter trunking is designed for installation of instrument 45x45 or 22,5x45mm.

For separation of trunking can be used partition wall PEKE 60. If is necessary shield of data can be used partition wall PKS 70/60 PKS 70/60 providing similar character like steel partition wall but lowweight.

Hollow parapet trunking



PK 120X55 D



conf.											
HD	120 x 55	2	1550 / 2250	white	6	8,8	1	PVC self-snuffing	-5 - +60		

	conf.	pcs	kg
1 end	8471	10; 480	12,5
2 connecting	8472	2; 112	5,4
3 bending	8473	2; 72	10,8
4 branching	8474	2; 64	4,3
5 inner corner	8475	2; 64	6,1
6 outer corner	8476	2; 80	11,1
7 grommet	8477	2; 284	6,1

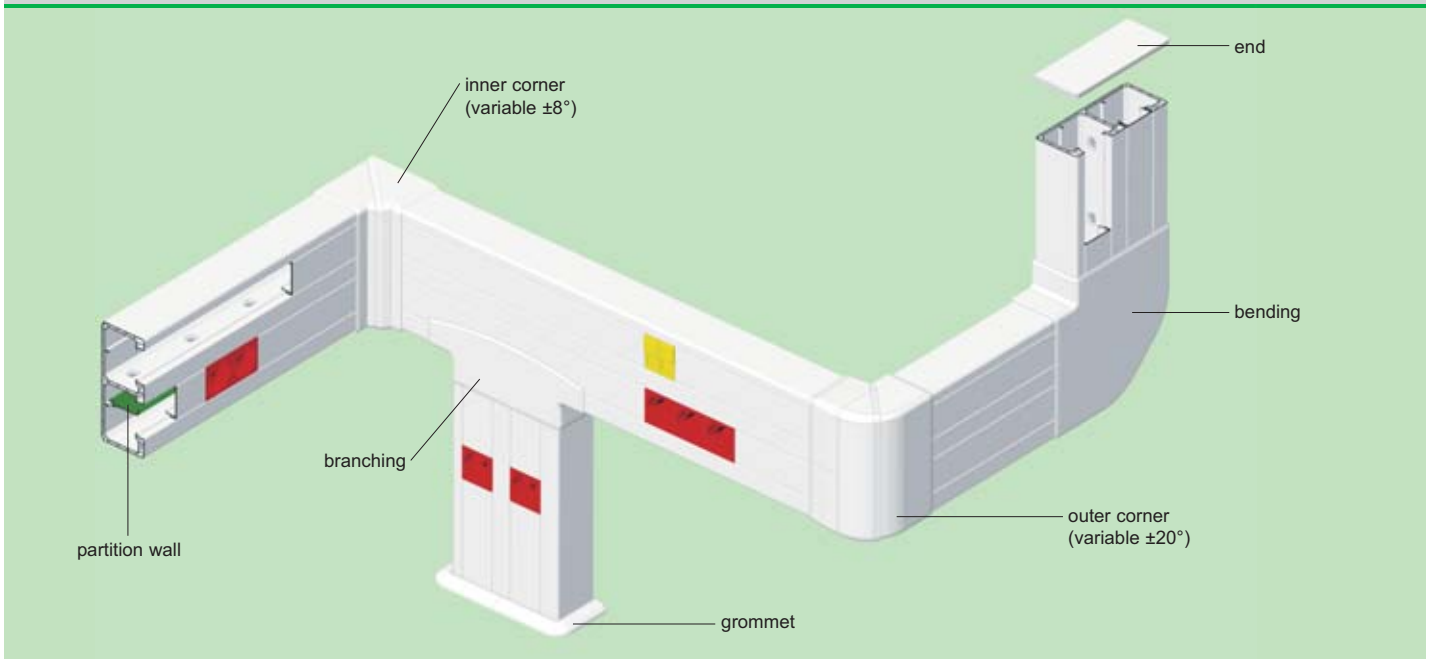
pg.	
88	PEKE 60 partition wall
88	PKS 70/60 partition wall
89	SK 40X20 shielding canal
89	SK 40X33 shielding canal

Perimeter trunking is designed for installation of instrument 45 x 45 or 22,5 x 45 mm. Detachable part enable insert shielding canal SK 40X..., which enable perfect shielding of data.


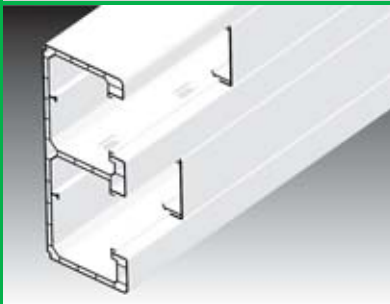
Example of installing the PK 120X55 D parapet trunking.



Hollow parapet trunking



PK 160X65 D



conf.													
HD	160 x 65	2	3800 / 3600	white	6	10,9	1		PVC	self-snuffing	-5 - +60		

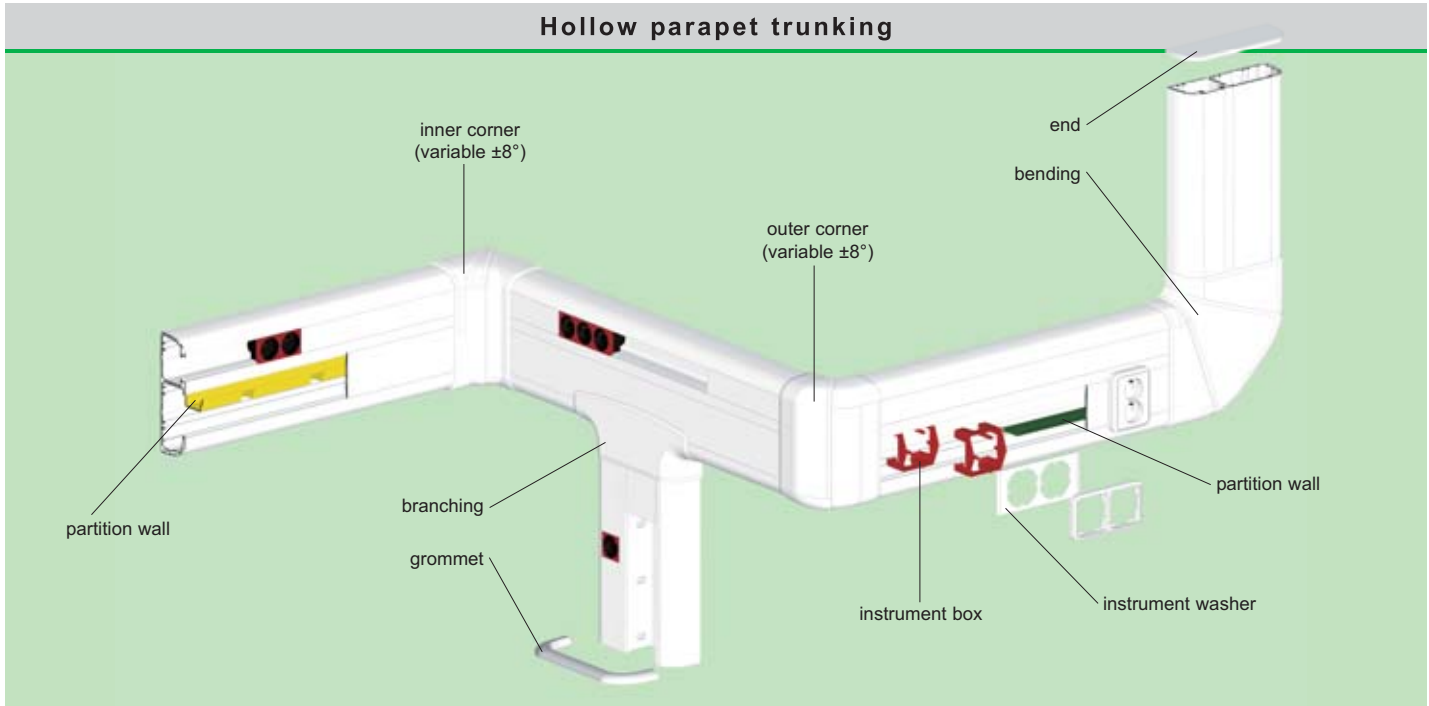
	conf.	pcs		kg
1 end	8481	HB	10; 280	11,5
2 connecting	8482	HB	2; 128	8,7
3 bending	8483	HB	2; 30	7,5
4 branching	8484	HB	2; 84	7,7
5 inner corner	8485	HB	2; 48	12,4
6 outer corner	8486	HB	2; 48	9,5
7 grommet	8487	HB	2; 126	4,2

pg.	
88	PEKE 60 partition wall
88	PKS 70/60 partition wall

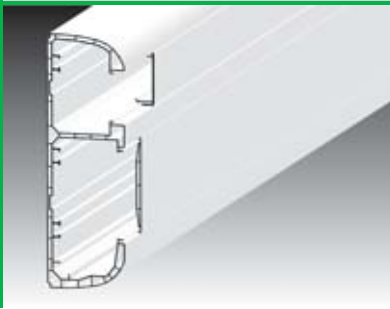
Perimeter trunking is designed for installation of instrument 45x45 or 22,5x45mm.

For mechanical separation or separation of perimeter considering of electromagnetic compatibility (EMC) can be used partition wall PEKE 60 or PKS 70/60.

Hollow parapet trunking



PK 210X70 D







conf.										
HD	214 x 67	2	4400 / 3100	white	6	12,5	1	PVC self-snuffing	-5 - +60	

	conf.	pcs	kg
1 end	8491	2; 172	12,0
2 connecting	8492	2; 84	7,3
3 bending	8493	1; 16	6,8
4 branching	8494	2; 40	7,1
5 inner corner	8495	2; 20	5,5
6 outer corner	8496	1; 28	8,0
7 grommet	8497	2; 200	5,9

pg.	
88	PEKE 60 partition wall
88	PKS 70/60 partition wall
88	PEP 60 partition wall
88	PEP 60/K partition wall
89	SK 40X20 shielding canal
89	SK 40X33 shielding canal
90	KP PK instrument box
91	8450... instrument washer






Perimeter trunking is designed for installation of standard and modular instrument (45 x 45 or 22,5 x 45 mm). Design enable to insert shielding canal SK 40X..., all kind of partition include steel. These hold on cables in required position. Instrument boxes KP PK along with pads 8450 are ready for mounting of standard instruments enabling installation of combined frames. Thank above features and complete range of cover is this perimeter trunking with The Best value what KOPOS KOLÍN supply. This perimeter trunking was in year 2007 awarded by GOLD AMPER.


PEK 40 - partition wall

	 m	 cream	 m	kg		for trunkings	
PEK 40 JA	3	cream	60	5,4	PVC self-snuffing		LH 60X40
PEK 40 JC	2	cream	40	3,6			LH 60X40






Partition wall are designed for separation of an inner space of LH trunkings and this way for a better manipulation with laid cables and for better arrangement.


PEKD 40 - partition wall

 m	 white	 m	kg			for parapet trunkings
2	white	20; 120	11,6	PVC self-snuffing		





Partition wall are designed for separation of an inner space of EKD trunkings and this way for a better manipulation with laid cables and for better arrangement.


PEKE 60 - partition wall

 m	 white	 m	kg			for parapet trunkings
2	white	20; 160	19,9	PVC self-snuffing		


Partition wall are designed for separation of an inner space of EKE and PK trunkings and this way for a better manipulation with laid cables and for better arrangement.





PKS 70/60 - partition wall

 m	 m	kg			for parapet trunkings
2	20; 160	20,3	PVC self-snuffing		


Partition wall with a metal foils thanks to the thin layer of metal foil PKS 70/60 offers similar qualities as a metal partition wall but is much lighterweighter.




Single partition walls PKS 70/60 should be connected using, for example, a connecting wire PLSK.


PEP 60 - partition wall

 m	 white	 m	kg		for parapet trunkings
2	white	32	7,5	PVC self-snuffing	

Partition wall PEP 60 is designed for separation of inner space of wiring trunkings and this way to a better manipulation with laid cables and for better arrangement.


PEP 60/K - partition wall

 m	 m	kg		for parapet trunkings
2	24	10	Zn metal	

PEP 60/K is a metal partition wall that may be used separately when attached with PSK 1 or laid into a partition wall PEP 60. When using instrument carriers, the partition wall must be interrupted and the single parts interconnected using, for example, the interconnecting cable PLSK..



SK 40X... - shielding canal

	mm	m	mm²	m	kg	MAT
SK 40X20	40 x 20	2	770	12	7,6	Zn metal
SK 40X33	40 x 33	2	1200	12	8,6	

pg.	
76	EKE trunkings
80	PK trunkings
87	PSK 1 clamp
87	PLSK interconnecting cable

Used to separate particular kinds of lines (data and power) to maintain electro-magnetic compatibility.

The canal consists of two parts made of galvanized sheet 0.55 mm.

Assembly will be performed with a clamp PSK 1 by snapping from both sides into prepared openings. The openings are placed in sides at the bottom of a shading channel 250 mm by 250 mm.

Shielding canals can be mounted into EKE and PK trunkings. In the case of installation of the SK 40X33 shielding trunking (higher), instruments with greater mounting depth or instruments with over-voltage protection cannot be used. The producer recommends check the depth of the instrument before installation.



PSK 1 - clamp for shielding canal

mm	pcs	kg	MAT	°C	
20 x 10	5; 320	1,9	PVC self-snuffing	-5 - +60	

pg.	
87	SK 40X20 shielding canal
87	SK 40X33 shielding canal

Use the clip to fix the SK 40X20 and SK 40X33 shield canals into EKE and PK wiring trunkings.

Snap it on to prepared holes on both sides of the shield canal when mounting. Use the clip as well to fix cables and conductors - together with tightening tape of max. width 8 mm.



PLSK - interconnecting cable of shield trunking

mm	pcs	kg
110	10	0,04

pg.	
87	SK 40X20 shielding canal
87	SK 40X33 shielding canal

Use interconnecting cable for perfect interconnection of particular metal pieces of SK 40X20 and SK 40X33 shield trunkings. Wire cross section is mm².

The EKE trunking including inserted shielding canal and the clamp PSK 1.





PNE... - instrument carrier for trunkings LE

	mm	pcs	kg	MAT	°C	for trunkings
PNE 60X20	95 x 95 x 38	10; 60	5,3	PVC self-snuffing	-5 - +60	LE 60
PNE 60X20 2Z	112 x 95 x 38	10; 50	5,0			LE 60
PNE 80X20	95 x 95 x 38	10; 80	7,0			LE 80
PNE 80X20 2Z	112 x 95 x 38	10; 60	6,1			LE 80
PNE 100X20	112 x 95 x 38	10; 50	5,1			LE 100

Used for insertion into trunking distribution track realized with a row of LE trunkings.

The 2Z and PNE 100X20 labeled devices are suitable for mounting of double socket.

Instrument carrier consists of two parts – from a carrier holder and a cover.

The double-socket may be installed after removal of the members for instrument screws (in vertical axis).

An instrument box is suitable for types of apparatus Classic, Tango, Swing, Time, Element and for all apparatus with maximum width 89mm.



PNE 40 2Z - instrument carrier for trunkings LE

mm	pcs	kg	MAT	°C	for trunkings
96 x 147 x 44	10; 100	10,5	PVC self-snuffing	-5 - +60	LE 40

Used for insertion into trunking distribution track realized with a row of LE trunkings.

Instrument carrier consists of two parts – from a carrier holder and a cover.

The double-socket may be installed after removal of the members for instrument screws (in vertical axis).

An instrument box is suitable for types of apparatus Classic, Tango, Swing, Time, Element and for all apparatus with maximum width 89mm.



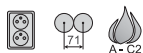
KP EKE - instrument box for EKE trunkings

mm	pcs	kg	MAT	°C	for parapet trunkings
75 x 71 x 55	10; 70	2,9	PVC self-snuffing	-5 - +60	EKE 100X60; EKE 140X60; EKE 180X60

Used for distribution realized with EKE trunkings.

Allows to insert an SK 40X20 or SK 40X33 shield trunking. In the case of installation of the SK 40X33 shielding trunking (higher), instruments with greater mounting depth or instruments with over-voltage protection cannot be used. The producer recommends check the depth of the instrument before installation.

The double-socket may be installed after removal of the members for instrument screws (in vertical axis).



KP PK - instrument box for PK trunkings

mm	pcs	kg	MAT	°C	for parapet trunkings
75 x 71 x 60	10; 80	3,0	PVC self-snuffing	-5 - +60	PK 110X70 D; PK 140X70 D; PK 170X70 D; PK 210X70 D

Used for distribution realized with PK trunkings.

Allows to insert an SK 40X20 or SK 40X33 shield trunking. In the case of installation of the SK 40X33 shielding trunking (higher), instruments with greater mounting depth or instruments with over-voltage protection cannot be used. The producer recommends check the depth of the instrument before installation.

The double-socket may be installed after removal of the members for instrument screws (in vertical axis).



PN 40X... - instrument carrier for LV 40X15 and LHD 40X20

	mm	mm		pcs	kg	MAT	°C	for trunkings
PN 40X15	133 x 91 x 28	1x Ø16	white	10; 60	5,5	PVC self-snuffing	-5 - +60	LV 40X15
PN 40X20	133 x 91 x 28	1x Ø16	white	10; 60	5,7			LHD 40X20
PN 40X20 I1	133 x 91 x 28	1x Ø16	pink birch	1; 64	6,0			LHD 40X20 I1
PN 40X20 I2	133 x 91 x 28	1x Ø16	dark oak	1; 64	6,0			LHD 40X20 I2

PN 40X15 - Used for insertion into trunking distribution track realized with the LV 40X15 trunking.
 PN 40X20 - Used for insertion into trunking distribution track realized with the LHD 40X20 trunking.
 PN 40X20 I1 - the support PN 40X20 designated for the slat LHD 40X20 in wood imitation - pink birch
 PN 40X20 I2 - the support PN 40X20 designated for the slat LHD 40X20 in wood imitation - dark oak
 Instrument carrier consists of two parts – from a carrier holder and a cover.
 Part of the carrier is as well 1 pcs. of blind flange.

An instrument box is suitable for types of apparatus Classic, Tango, Swing, Time, and for all apparatus with maximum width 83 mm.



PN 80X25... - instrument carrier for LP(LPK) 80X25 trunkings

	mm	mm	pcs	kg	MAT	°C	for trunkings
PN 80X25	163 x 92 x 57	1x Ø16	10; 70	10,3	PVC self-snuffing	-5 - +60	LP 80X25; LPK 80X25
PN 80X25 Z2	171 x 92 x 55	1x Ø16	10; 60	9,8			LP 80X25; LPK 80X25

Used for insertion into trunking distribution track realized with LP 80X25 and LPK 80X25 trunkings.
 Device labeled with Z2 s designed for installation of doublesocket.

Instrument carrier consists of two parts – from a carrier holder and a cover.

An instrument box is suitable for types of apparatus Classic, Tango, Swing, Time, and for all apparatus with maximum width 83 mm.



PNLP 35 Z2 - instrument carrier for LP 35 trunking

	mm		pcs	kg	MAT	°C	for trunkings
PNLP 35 Z2	149 x 96 x 42	white	10; 80	8,3	PVC self-snuffing	-5 - +60	LP 35
PNLP 35 Z2 I1	149 x 96 x 42	pink birch	1; 40	3,7			LP 35 I1
PNLP 35 Z2 I2	149 x 96 x 42	dark oak	1; 40	3,7			LP 35 I2

Used for insertion into trunking distribution track realized with LP 35 trunkings.

Instrument carrier consists of two parts – from a carrier holder and a cover.

The double-socket may be installed after removal of the members for instrument screws (in vertical axis).


PNLP 35 Z2 I1 - the support PNLP 35 Z2 designated for the slat LP 35 in wood imitation - pink birch

PNLP 35 Z2 I2 - the support PNLP 35 Z2 designated for the slat LP 35 in wood imitation - dark oak

An instrument carrier with configuration I2 is suitable to trunkings with configuration TD.

An instrument carrier with configuration SD is possible to produce on the base of agreement with sales manager.

An instrument box is suitable for types of apparatus Classic, Tango, Swing, Time, Element and for all apparatus with maximum width 89mm.



PN EKE; PN PK - instrument carrier for EKE or PK trunkings

	mm	pcs	kg	MAT	for parapet trunkings
PN EKE	105 x 90 x 56	2; 24	3,1	plate ZnCr	EKE 140X60; EKE 180X60
PN PK	100 x 90 x 58	2; 24	3,6		PK 140X70 D; PK 170X70 D

Apparatus carrier for a socket assembly 400 V (16 A; 32 A).

Spacing for socket mounting is 50 and 60 mm.

Mounting is performed using dowels and screws through a channel bottom into a bed wall.





It is necessary to check the depth of the installed plug, while using shielding canal.



8440-11



8440...; 8450... - instrument washer for PK trunkings

	 mm	 pcs	 kg	MAT	 °C	for parapet trunkings
8440-11	110 x 106	10; 500	11,7	PVC self-snuffing	-5 - +60	PK 140X70 D; PK 170X70 D
8440-12	181 x 106	10; 340	12,0			PK 140X70 D; PK 170X70 D
8440-13	253 x 106	10; 210	10,3			PK 140X70 D; PK 170X70 D
8450-11	110 x 80	10; 780	11,5			PK 110X70 D; PK 210X70 D
8450-12	181 x 80	10; 460	10,0			PK 110X70 D; PK 210X70 D
8450-13	253 x 80	10; 300	9,0			PK 110X70 D; PK 210X70 D

Used for covering the mounting space of PK parapet trunkings created when mounting devices with round corners. Use together with single, double or triple frame - device spacing is 71 mm.





Single washer (8440-11) allows to install the double-socket after the two fixing eyes (in vertical axis) are removed.



8560-11




8550...; 8560... - instrument washer for EKE trunkings





	 mm	 pcs	 kg	MAT	 °C	for parapet trunkings
8550-11	110 x 104 x 68	2; 52	4,1	PVC self-snuffing	-5 - +60	EKE 100X60
8550-12	181 x 104 x 68	2; 96	11,2			EKE 100X60
8550-13	253 x 104 x 68	2; 22	3,9			EKE 100X60
8560-11	110 x 144 x 68	2; 42	3,8			EKE 140X60
8560-12	181 x 144 x 68	2; 56	8,5			EKE 140X60
8560-13	253 x 144 x 68	10; 40	8,0			EKE 140X60

Used for covering the mounting space of elegant EKE wiring trunking.

Single washer (8560-11) allows to install the double-socket after the two fixing eyes (in vertical axis) are removed.




SP... - self-adhesive tape

	 mm	 m	 pcs	 kg
SP 12X1/10	12 x 1	10	1	0,027
SP 15X1/10	15 x 1	10	1	0,045

Used for mounting on the bottom of the insertion support trunkings.
 Allows to fix the trunkings without using of screws.
 When using on a self-adhesive trunking, the surface must be smooth and degreased enough for fixation.




VK 20 - blanking pliers

	
pcs	kg
1	0,38

Designed for cutting a hole in the side of the trunking for turnout.



L-42W - trunking and pipes scissors

	
pcs	kg
1	0,46

Designed for dividing of the trunkings up to 40 x 20 mm and pipes up to Ø40 mm.




5822 DER - plastic support rail

mm	m	m	kg	MAT	°C
20 x 10	3	90	11,1	PVC self-snuffing	-5 - +60

The rail is designed to mount the clips when installing cables in a row next to each other. In the central axis of the trunking there are cut holes 4.3 x 15 mm for mounting on underlying material.


5820/.. - metal support rail

	mm	m	m	kg	MAT
5820/20	20 x 10	3	75	17,3	steel tape
5820/21	20 x 10	3	75	16,4	
5820/30	20 x 10	3	75	17,3	
5820/31	20 x 10	3	75	16,4	

The rails are designed to mount the clips when installing cables in a row next to each other. There are 4.3 x 15 mm holes cut off in the center axis of the rails 5820/21 and 5820/31 for mounting on underlying material. 5820/20 and 5820/30 rails are without holes. 5820/20 and 5820/21 rails have galvanized surface (Zn 10 - 19 µm) 5820/30 and 5820/31 rails are without surface finish.


TS - metal support rail

	mm	MAT
TS15	15 x 5,5	steel tape
TS35	35 x 7,5	
TS35 D	35 x 7,5	

Rails are designed to fix the devices (circuit breakers, clamps, clips, etc.) in distributors or divides. Both ends of the rails are equipped with holes and slots for fixation on the pad. Semi-products of 3 m long don't have adjusted rail ends. TS35 D rails have cut oval holes in central axis $\varnothing 5,2 \times 25$ mm for fixation on the pad. The length of the rail vary from 8 cm to 3 m based on customer needs. The rails are available without surface finish or galvanized (Zn layer 10 - 19 µm) or with Zn-Cr surface finish (Zn layer 6 µm) in maximum length of 1 m.



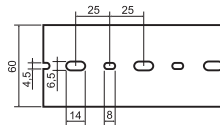
RK ..X.. - distribution trunking

grey RAL 7030	PVC self-snuffing	-5 - +60 °C	A-C3

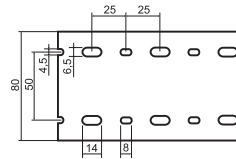
Optimal closing, easy installation and removal.
Fixed cover.
For construction height 60 mm and above there are shaped ribs.
Rib can be easily broken out at the bottom of the trunking.
A subdividing trunking can be inserted in the trunking.
Rib width 5.5 mm.
Cut-out width 4.5 mm.
Trunkings are supplied with cover.
All sizes available without perforation as well.
Tested in compliance with DIN VDE 0604, ČSN EN 50085-1.

	TRUNKINGS						
					number of conductors when 50% of the trunking capacity is filled		
	mm w x h	mm w x h	m	m	0,75 mm ² Ø2,8 mm	1 mm ² Ø2,9 mm	1,5 mm ² Ø3,2 mm
RK 25X30	25 x 30	27 x 27	2	60	44	41	34
RK 25X40	25 x 40	27 x 37	2	48	64	60	49
RK 40X40	40 x 40	37 x 37	2	48	105	98	80
RK 60X40	60 x 40	56 x 37	2	36	164	152	125
RK 30X60	30 x 60	26 x 56	2	32	95	92	73
RK 40X60	40 x 60	36 x 56	2	32	162	151	124
RK 60X60	60 x 60	76 x 56	2	32	333	310	255
RK 80X60	80 x 60	56 x 56	2	24	245	229	188
RK 100X60	100 x 60	96 x 56	2	16	417	389	319
RK 120X60	120 x 60	115 x 56	2	16	505	470	387
RK 30X80	30 x 80	27 x 76	2	36	131	122	100
RK 40X80	40 x 80	36 x 76	2	28	231	216	177
RK 60X80	60 x 80	56 x 76	2	20	350	326	268
RK 80X80	80 x 80	76 x 76	2	20	475	443	364
RK 100X80	100 x 80	96 x 76	2	16	595	554	455
RK 120X80	120 x 80	115 x 76	2	16	720	670	551
RK 25X100	25 x 100	26 x 96	2	48	160	150	123
RK 40X100*	40 x 100	36 x 96	2	24	213	200	164
RK 60X100	60 x 100	56 x 96	2	24	432	403	331
RK 80X100*	80 x 100	76 x 96	2	20	585	547	450
RK 100X100	100 x 100	96 x 96	2	8	734	684	562

DIN perforation in one row up to the width of 60 mm.



DIN perforation in two rows above the width of 80 mm.



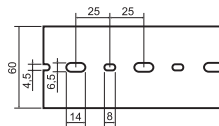
RK ..X.. SF - distribution trunking - Safety

blue RAL 5015	PVC fireproof self-snuffing	-5 - +60 °C	A-C3

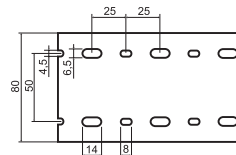
Conductor trunkings Safety are designed to use in extreme conditions.
Easy installation and removal.
Rib can be easily broken out at the bottom of the trunking.
Rib width 6 mm.
Cut-out width 4 mm.
Trunkings are supplied with cover.
All sizes available without perforation as well.
Tested in compliance with DIN VDE 0604, ČSN EN 50085-1.

	TRUNKINGS						
					number of conductors when 50% of the trunking capacity is filled		
	mm w x h	mm w x h	m	m	0,75 mm ² Ø2,8 mm	1 mm ² Ø2,9 mm	1,5 mm ² Ø3,2 mm
RK 40X60 SF	40 x 60	38 x 56	2	48	162	151	124
RK 60X60 SF	60 x 60	56 x 56	2	36	245	229	188
RK 80X60 SF	80 x 60	76 x 56	2	32	333	310	255
RK 30X80 SF	30 x 80	27 x 76	2	24	169	157	129
RK 40X80 SF	40 x 80	38 x 76	2	40	231	216	177
RK 60X80 SF	60 x 80	56 x 76	2	36	350	326	268
RK 80X80 SF	80 x 80	76 x 76	2	24	475	443	364
RK 60X100 SF	60 x 100	56 x 96	2	32	432	403	331
RK 100X100 SF	100 x 100	96 x 96	2	16	734	684	562

DIN perforation in one row up to the width of 60 mm.



DIN perforation in two rows above the width of 80 mm.









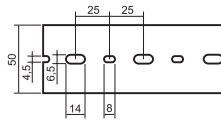
			
grey RAL 7030	PVC fireproof self-snuffing	-5 - +60 °C	A-C3

Optimal closing, easy installation and removal.
For construction height 75 mm and above there are shaped ribs.
Rib can be easily broken out at the bottom of the trunking.
Rib width 7.5 mm.
Trunkings are supplied with cover.
All sizes available without perforation as well.
Tested in compliance with DIN VDE 0604, ČSN EN 50085-1.

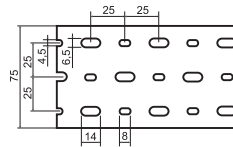
RK ..X.. DIN - distribution trunking - DIN

	TRUNKINGS				number of conductors when 50% of the trunking capacity is filled		
							
	mm w x h	mm w x h	m	m	0,75 mm ² Ø2,8 mm	1 mm ² Ø2,9 mm	1,5 mm ² Ø3,2 mm
RK 25X25 DIN	25 x 25	20 x 20	2	48	32	30	25
RK 25X37.5 DIN	25 x 37,5	20 x 33	2	54	55	50	41
RK 37.5X37.5 DIN	37,5 x 37,5	33 x 33	2	40	80	75	61
RK 50X37.5 DIN	50 x 37,5	45 x 33	2	32	121	112	92
RK 25X50 DIN	25 x 50	20 x 45	2	44	73	68	56
RK 37.5X50 DIN	37,5 x 50	33 x 45	2	32	121	112	92
RK 50X50 DIN	50 x 50	45 x 45	2	42	165	153	126
RK 75X50 DIN	75 x 50	70 x 45	2	28	256	239	196
RK 100X50 DIN	100 x 50	95 x 45	2	20	347	324	266
RK 25X75 DIN	25 x 75	20 x 70	2	36	114	109	87
RK 37.5X75 DIN	37,5 x 75	33 x 70	2	24	188	175	144
RK 50X75 DIN	50 x 75	45 x 70	2	28	256	239	196
RK 75X75 DIN	75 x 75	70 x 70	2	24	398	371	305
RK 100X75 DIN	100 x 75	95 x 70	2	16	540	504	414
RK 125X75 DIN	125 x 75	118 x 70	2	16	671	625	514

DIN perforation in one row up to the width of 50 mm.







DIN perforation in two rows above the width of 75 mm.



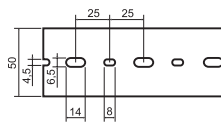
			
grey RAL 7035	PPO modified fireproof self-snuffing	-25 - +70 °C	A-C3

This series is made of halogen free plastic material in compliance with VDE 0472 part 815.
No toxic gases are emitted when burning the material.
Optimal closing, easy installation and removal.
For construction height 75 mm and above there are shaped ribs.
Rib can be easily broken out at the bottom of the trunking.
Rib width 7.5 mm.
Cut-out width 5 mm.
Trunkings are supplied with cover.
All sizes available without perforation as well.
Tested in compliance with DIN VDE 0604, ČSN EN 50085-1.

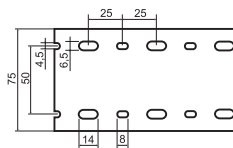
RK ..X.. HF - halogen-free distribution trunking - DIN

	TRUNKINGS				number of conductors when 50% of the trunking capacity is filled		
							
	mm w x h	mm w x h	m	m	0,75 mm ² Ø2,8 mm	1 mm ² Ø2,9 mm	1,5 mm ² Ø3,2 mm
RK 37.5X37.5 HF	37,5 x 37,5	33 x 33	2	40	80	75	61
RK 37.5X50 HF	37,5 x 50	33 x 45	2	32	121	112	92
RK 50X50 HF	50 x 50	45 x 45	2	42	165	153	126
RK 75X50 HF	75 x 50	70 x 45	2	28	256	239	196
RK 100X50 HF	100 x 50	95 x 45	2	20	347	324	266
RK 37.5X75 HF	37,5 x 75	33 x 70	2	24	188	175	144
RK 50X75 HF	50 x 75	45 x 70	2	28	256	239	196
RK 75X75 HF	75 x 75	70 x 70	2	24	398	371	305
RK 100X75 HF	100 x 75	95 x 70	2	16	540	504	414
RK 125X75 HF	125 x 75	118 x 70	2	16	671	625	514









DIN perforation in one row up to the width of 50 mm.



DIN perforation in two rows above the width of 75 mm.



Accessories to distribution trunkings

			 mm	 mm	 mm	 mm	 pcs	m
 <p>RK-OVK20</p>	<p>flexible conductor trunking (installation by means of bonding tape)</p>	RK-OVK20			500	20	60	
		RK-OVK30			500	30	36	
		RK-OVK40			500	40	24	
 <p>RK-ST6</p>	<p>spiral tube</p>	RK-ST6				6		25
		RK-ST12				12		30
		RK-ST22				22		25
	<p>fixing rivets</p>	RK-PN3,5				3,5	4000	
		RK-PN5				5	4000	
		RK-PN6				6	4000	

Wiring trunkings - number of inserted cables

		CYKY 2 x 1,5	CYKY 3 x 1,5	CYKY 4 x 1,5	CYKY 3 x 2,5	CYKY 5 x 1,5	CYKY 4 x 2,5	CYKY 5 x 2,5	CYKY 4 x 4	CYKY 5 x 4	CYKY 4 x 6	CYKY 5 x 6
cable diameter (mm)	6	8,3	8,7	9,5	10	10,3	10,9	12,3	13,2	14,4	14,4	16
trunking type												
LV 11X10	1	X	X	X	X	X	X	X	X	X	X	X
LV 18X13	2	1	1	1	1	1	1	X	X	X	X	X
LV 24X22	7	3	3	3	2	2	2	2	1	1	1	1
LV 40X15	9	5	4	4	3	3	3	2	2	X	X	X
LH 15X10	2	1	1	X	X	X	X	X	X	X	X	X
LHD 17X17	3	2	2	1	1	1	1	1	X	X	X	X
LHD 20X10	2	1	1	1	1	1	1	1	X	X	X	X
LHD 20X20	4	2	2	2	2	1	1	1	1	1	1	X
LHD 25X15	5	3	2	2	2	2	2	0	0	0	0	X
LHD 25X20	7	3	3	3	2	2	2	2	1	1	0	X
LHD 30X25	8	4	4	3	3	3	3	2	2	1	1	1
LHD 32X15	8	4	4	3	3	3	2	X	X	X	X	X
LHD 40X20	9	5	4	4	3	3	3	2	1	1	X	X
LHD 40X40	22	11	10	9	8	7	7	5	4	4	4	3
LH 60X40	31	16	15	12	11	11	9	7	6	5	5	4
LHD 20X10HF	2	1	1	1	1	1	1	1	X	X	X	X
LHD 20X20HF	4	2	2	2	2	1	1	1	1	1	1	X
LHD 40X20HF	9	5	4	4	3	3	3	2	1	1	X	X
LHD 40X40HF	22	11	10	9	8	7	7	5	4	4	4	3
EKD 80X40HF	40	21	19	16	14	14	12	10	8	7	7	6
LZ 15X12	2	1	1	1	X	X	X	X	X	X	X	X
LZK 15X12	3	2	1	1	X	X	X	X	X	X	X	X
LP 80X25	25	13	12	10	9	8	7	6	5	4	4	3
LPK 80X25	25	13	12	10	9	8	7	6	5	4	4	3
LP 35	6	3	3	2	2	2	2	1	1	1	1	1
LR 30	9	5	4	4	3	3	3	2	2	2	2	1
LO 35	2	1	1	X	X	X	X	X	X	X	X	X
LO 50	5	3	2	2	2	2	2	X	X	X	X	X
LO 75	7	3	3	3	2	2	2	X	X	X	X	X
LE 40	8	4	4	3	3	3	3	2	2	X	X	X
LE 60	20	6	6	4	4	4	4	2	2	2	2	2
LE 80	22	6	6	6	6	5	4	2	2	2	2	2
LE100	30	9	9	6	6	6	6	3	3	3	3	3
EKD 80X40	40	21	19	16	14	14	12	10	8	7	7	6
EKD 100X40	50	26	24	20	18	17	15	12	10	9	9	7
EKD 120X40	60	31	29	24	22	20	18	14	12	10	10	8
EKE 60X60	43	23	21	17	16	15	13	10	9	8	8	6
EKE 100X60	77	40	36	31	28	26	23	18	16	13	13	11
EKE 140X60	117	61	55	47	42	40	35	28	24	20	20	16
EKE 180X60	150	78	71	60	54	51	45	36	31	26	26	21
PK 110X70 D	92	48	44	37	33	31	28	22	19	16	16	13
PK 140X70 D	120	63	57	48	43	41	36	29	25	21	21	17
PK 170X70 D	155	81	74	62	56	53	47	37	32	27	27	22
PK 90X55 D	40	21	19	16	14	14	12	10	8	7	7	6
PK 120X55 D	62	32	29	25	22	21	19	15	13	11	11	9
PK 160X65 D	123	63	59	49	44	42	37	29	25	21	21	17
PK 210X70 D	125	65	59	50	45	42	35	30	26	22	22	18
SK 40X20	13	7	6	5	5	4	4	3	3	2	2	2
SK 40X33	20	10	10	8	7	7	6	5	4	3	2	2

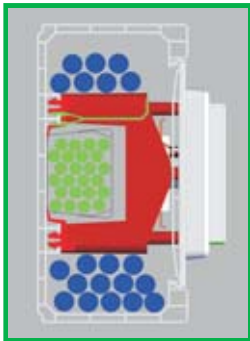
The chart counts with 60 % usage of inner trunking cross-section. If the filling is different, you must take into account the way of mounting and the requirements of ČSN 33 2000-4-43, ČSN 33 2000-4-473 and ČSN 33 2000-5-523 standards. These standards define the current-carrying capacity of the conductors and cables respective to their way of mounting, arrangement and surrounding temperature.

Parapet trunkings - number of inserted cables

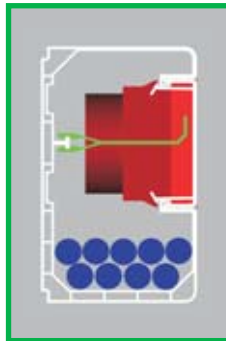
	placement	usage of trunkings with boxes		usage of trunkings without boxes	
		data cables Ø 6 mm	power cables Ø 9,5 mm	data cables Ø 6 mm	power cables Ø 9,5 mm
PK 110X70 D	top	10 pcs	3 pcs	100 pcs	40 pcs
	middle (SK 40X33)	16 pcs	9 pcs		
	down	13 pcs	8 pcs		
PK 140X70 D	top	15 pcs	5 pcs	130 pcs	50 pcs
	middle (SK 40X33)	16 pcs	9 pcs		
	down	20 pcs	10 pcs		
PK 170X70 D	top	20 pcs	10 pcs	150 pcs	60 pcs
	middle (SK 40X33)	16 pcs	9 pcs		
	down	45 pcs	15 pcs		
PK 90X55 D	down	16 pcs	10 pcs	55 pcs	22 pcs
PK 120X55 D	top	23 pcs	11 pcs	23 pcs	11 pcs
	down	17 pcs	7 pcs	32 pcs	19 pcs
PK 160X65 D	top	20 pcs	8 pcs	40 pcs	15 pcs
	down	25 pcs	9 pcs	50 pcs	20 pcs
PK 210X70 D	top	10 pcs	8 pcs	170 pcs	70 pcs
	middle	16 pcs	10 pcs		
	down	12 pcs	8 pcs		

The chart counts with 60 % usage of inner trunking cross-section. If the filling is different, you must take into account the way of mounting and the requirements of ČSN 33 2000-4-43, ČSN 33 2000-4-473 and ČSN 33 2000-5-523 standards. These standards define the current-carrying capacity of the conductors and cables respective to their way of mounting, arrangement and surrounding temperature.

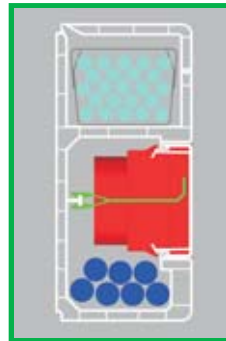
PK 140X70 D



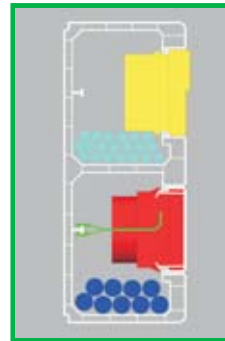
PK 90X55 D



PK 120X55 D



PK 160X65 D



PK 210X70 D

